



## DAEMEN MEN'S BASKETBALL GAME NOTES

## GAMES #1 & #2

### ➤ 2020-21 SCHEDULE | H: 0-0; A: 0-0; N: 0-0

#### JANUARY (0-0)

16	at Mercyhurst	ppd.
29	GANNON	6 PM
31	at Gannon	2 PM

#### FEBRUARY (0-0)

6	at Roberts Wesleyan *	1 PM
8	at Roberts Wesleyan *	7 PM
10	D'YOUVILLE *	6 PM
15	at D'Youville *	6 PM
17	ROBERTS WESLEYAN *	6 PM
20	MERCY *	3 PM
21	MERCY *	3 PM
24	D'YOUVILLE *	6 PM
27	at St. Thomas Aquinas *	2 PM
28	at St. Thomas Aquinas *	2 PM

\* denotes East Coast Conference

### ➤ IN THESE NOTES

Roster/History	2
Opponent Scout/Series History	3
Conference Info	4
Coach MacDonald Bio	5-7
Notes/Stats	8-12
Records/Player Stats	13-39

### ➤ BASKETBALL COMMUNICATIONS

**Mike Miranto**

**Sr. Associate A.D., Operations & Communications**

[mmiranto@daemen.edu](mailto:mmiranto@daemen.edu)

O: 716-839-8385 // C: 716-471-7626

### ➤ STATS COMPARISON

Category	DC *	GU
<b>Scoring Off.</b>	82.5	79.5
<b>Scoring Def.</b>	75.0	64.5
<b>FG%</b>	.483	.441
<b>FG% Defense</b>	.444	.441
<b>3pt FG%</b>	.386	.375
<b>3pt FG% Def.</b>	.347	.409
<b>Rebounds/Game</b>	37.2	44.0
<b>Assists/Game</b>	15.0	19.0
<b>Turnovers/Game</b>	15.3	13.0

\* stats from 2019-20 season

- 01.29.21 | 6 PM | LUMSDEN GYMNASIUM | AMHERST, N.Y.
- 01.31.21 | 2 PM | HAMMERMILL CENTER | ERIE, PA.



GANNON  
GOLDEN KNIGHTS

**2-0** **0-0** **- / -**  
OVERALL CONF. NABC/D2SIDA

#### KELVIN JEFFERSON

HEAD COACH  
SOUTHERN CONNECTICUT STATE '95

**16-13** (.552)  
CAREER  
(2ND YEAR)

**16-13** (.552)  
AT GU  
(2ND YEAR)



DAEMEN  
WILDCATS

**0-0** **0-0** **RV / 25**  
OVERALL CONF. NABC/D2SIDA

#### MIKE MACDONALD

HEAD COACH  
ST. BONAVENTURE '88

**386-277** (.582)  
CAREER  
(24TH YEAR)


**129-51** (.717)  
AT DC  
(7TH YEAR)

### ➤ FASTBREAK POINTS

1. A span of 328 days between games will come to an end as Daemen opens the pandemic-shortened 2020-21 season with a home-and-home series against Gannon this weekend. Daemen has not played since suffering a 91-78 loss to St. Thomas Aquinas in the semifinal round of the ECC Championships on March 7, 2020.
2. Gannon opened their season with a two-game sweep of Kentucky State earlier this month. The Golden Knights are playing an independent schedule following the cancelation of Pennsylvania State Athletic Conference games for this season.
3. The Wildcats were hit hard by graduation, losing four of their five starters, all of whom were 1,000-point scorers. Three of those players – **Breon Harris**, **Jay Sarkis** and **Jeff Redband** – played vital roles in helping Daemen win 89 games over the course of their respective careers.
4. All eyes will be on redshirt senior center **Andrew Sischo**, a consensus All-American, who returns after averaging 24.9 points and 11.7 rebounds per game last season. Sischo will be looking to pick up where he left off after setting Daemen and East Coast Conference records for total points (773) and field goals (298), and also leading the country in total rebounds (362) and double-doubles (22).
5. This weekend's games are the first of 12 on the schedule for Daemen during this unprecedented season,. All games are subject to change based upon COVID-19 testing results among Daemen's Tier 1 personnel, as well as that of their opponents. Daemen has already had three games postponed, two of which have been rescheduled for next month. The Wildcats went into a COVID-related pause in team activities from Jan. 15-24.

**FASTBREAK POINTS CONTINUED ON PAGE 8**

## RADIO/TV ROSTER



**2**  
**SEAN FASOYIRO**  
G | 6-3 | 195 | GR.  
Houston, Texas




**3**  
**TYLER HIND**  
G | 5-11 | 170 | FR.  
Randolph, N.Y.



**4**  
**KYLE HARRIS**  
G | 6-3 | 180 | SR.  
Buffalo, N.Y.



**5**  
**RYAN SALZBERG**  
G | 6-4 | 180 | SO.  
Manlius, N.Y.



**10**  
**TONY ARNOLD**  
G | 6-1 | 175 | FR.  
Rochester, N.Y.




**14**  
**DA'SHAWN HINES**  
G | 5-10 | 170 | R-JR.  
Amherst, N.Y.




**20**  
**JUSTIN JOHNSON**  
G | 6-0 | 170 | FR.  
Buffalo, N.Y.



**21**  
**SAYEED OSORIO**  
G | 6-1 | 180 | JR.  
New York, N.Y.



**22**  
**ANDREW SISCHO**  
C | 6-9 | 240 | R-SR.  
Guilderland, N.Y.



**23**  
**JUSTIN HEMPHILL**  
F | 6-6 | 200 | FR.  
Buffalo, N.Y.



**24**  
**ZIV BASDEN**  
F | 6-5 | 195 | R-JR.  
Nassau, Bahamas



**30**  
**ANDREW MASON**  
G | 6-3 | 190 | FR.  
Webster, N.Y.

## 2020-21 ROSTER

#	Name	Pos	Ht	Yr	Hometown
2	Sean Fasoyiro	G	6-3	Gr.	Houston, Texas
3	Tyler Hind	G	5-11	Fr.	Randolph, N.Y.
4	Kyle Harris	G	6-3	Sr.	Buffalo, N.Y.
5	Ryan Salzberg	G	6-4	So.	Manlius, N.Y.
10	Tony Arnold	G	6-1	Fr.	Rochester, N.Y.
14	Da'Shawn Hines	G	5-10	R-Jr.	Amherst, N.Y.
20	Juston Johnson	G	6-0	Fr.	Buffalo, N.Y.
21	Sayeed Osorio	G	6-1	Jr.	New York, N.Y.
22	Andrew Sischo	C	6-9	R-Sr.	Guilderland, N.Y.
23	Justin Hemphill	F	6-6	Fr.	Buffalo, N.Y.
24	Ziv Basden	F	6-5	R-Jr.	Nassau, Bahamas
30	Andrew Mason	G	6-3	Fr.	Webster, N.Y.
-	Joey Atkins	G/F	6-5	R-So.	Watervliet, N.Y.
-	Trevor Book	F	6-4	R-So.	N. Tonawanda, N.Y.
-	Ryan Bradley	F	6-7	R-So.	Niagara Falls, N.Y.
-	Josiah Chandler	G	6-0	R-Fr.	New York, N.Y.
-	Patrick Higgins	G	5-10	R-Fr.	Pennington, N.J.
-	Tajmin Holt	G	6-3	R-Jr.	Rochester, N.Y.
-	Chris Luke	C	7-0	Sr.	Cortland, N.Y.
-	Justin Pouppey	G	5-10	R-Fr.	Buffalo, N.Y.

Head Coach: **Mike MacDonald** (St. Bonaventure '88); 7th season

Assistant Coach: **Ryan Grandits** (Medaille '15)

Assistant Coach: **Jeff Redband** (Daemen '19)

Director of Player Development: **David Johnson** (Daemen '10)

Athletic Trainer: **Jeff Sage** (SUNY Brockport '94)

Strength & Conditioning Coach: **Katie Eschner** (Slippery Rock '15)

## PRONUNCIATIONS

2	Sean <b>FASOYIRO</b>	Fass-oh-yeer-oh
20	<b>JUSTON</b> Johnson	Justin
21	<b>SAYEED OSORIO</b>	Sy-eed Oh-sor-ee-oh
22	Andrew <b>SISCHO</b>	Siss-koh
24	Ziv <b>BASDEN</b>	Bass-din

## TEAM HISTORY

First Season of Modern Era	1986-87
Overall Record	578-443 (.566)
NAIA Membership	1986-87 to 2011-12
American Midwest Conference	2001-02 to 2011-12
NAIA Tournament Appearances	4
NAIA Era Record / Seasons	401-379 / 26
USCAA Membership	2012-13 to 2014-15
USCAA Tournament Appearances	3
USCAA Championships / Years	1 / 2015
USCAA Era Record / Seasons	69-23 / 3
NCAA Division II Transition Period	2012-13 to 2014-15
NCAA Division II Membership	2015-16 to Present
East Coast Conference	2013-14 to Present
East Coast Conference Record / Seasons	99-31 / 7
NCAA Tournament Appearances / Years	2 / 2019, 2020
NCAA Era Record / Seasons	108-41 / 5

## GANNON SCOUTING REPORT

- Gannon is led by head coach **Kelvin Jefferson** who led the Golden Knights to a 14-13 overall record, including a 13-9 mark in PSAC play, last season - his first with the program.
- The Golden Knights are playing an independent schedule this season following the cancelation of PSAC games due to COVID-19.
- Gannon opened their season with a pair of home wins over Kentucky State earlier this month.
- The Golden Knights return seven players to the roster, including three - sophomore guard **Chris Clancy**, junior forward **Kevin Dodds** and senior center **Michael Tertsea** - who were part of their regular rotation a season ago.
- Clancy, the leading scorer among the team's returners, has led the way offensively thus far, averaging 15.0 points per game, while Dodds is getting 9.0 points and 8.5 rebounds per game.
- Newcomers **Ike Herster** (10.5 ppg), **Braden Olsen** (8.5 ppg, 8.0 apg) and **Emanuel Henriques** (8.5 ppg) have also produced.
- Gannon forced Kentucky State into 39 turnovers in their two games, turning those into 47 points. The teams both shot 44% but Gannon had 32 more field goal attempts.

## THE SERIES: DAEMEN VS. GANNON

All-Time Series	Gannon 9-1
At Daemen	0-0
At Gannon	Gannon 9-1
At Neutral Site	0-0
Current Streak	Gannon Won 1
Series Highs	
Daemen Most Points	75, 11/29/08
Daemen Largest Victory	2, 11/25/11
Gannon Most Points	101, 11/29/08
Gannon Largest Victory	29, 02/19/01

## LAST 10 MEETINGS

Date	Site	Result
11/24/12	A	L, 46-65
11/25/11	A	W, 67-65
12/22/09	A	L, 64-68
11/29/08	A	L, 75-101
12/29/05	A	L, 62-78
12/17/05	A	L, 58-70
12/20/03	A	L, 67-77
12/11/02	A	L, 74-100
02/19/01	A	L, 68-97
12/18/99	A	L, 67-83

## CURRENT ROSTER VS. GANNON

Player	GP	PPG	RPG	Series High Pts
Fasoyiro	0	-	-	-
Hind	0	-	-	-
Harris	0	-	-	-
Salzberg	0	-	-	-
Arnold	0	-	-	-
Hines	0	-	-	-
Johnson	0	-	-	-
Osorio	0	-	-	-
Sischo	0	-	-	-
Hemphill	0	-	-	-
Basden	0	-	-	-
Mason	0	-	-	-

## QUICK FACTS

Name of School	Daemen College
City / Zip	Amherst, N.Y. / 14226
Founded	1947 (as Rosary Hill College)
Enrollment	2,760
School Colors	Medium Blue, Gray & White
Nickname	Wildcats
Arena	Lumsden Gymnasium
Capacity	1,000
Affiliation	NCAA Division II
Conference	East Coast Conference (ECC)
President	Dr. Gary A. Olson
Athletic Director	Traci Murphy
Athletics Website	daemenwildcats.com

## TEAM INFORMATION

2019-20 Record	24-8
ECC Record / Place in Standings	12-4 / 3rd
Starters Returning / Lost	1 / 4
Letter-winners Returning / Lost	8 / 6
Newcomers (Freshmen / Transfers / Walk-ons)	7 ( 5 / 1 / 1 )

## AWARDS & HONORS

### 2020-21 SEASON

Andrew Sischo	Preseason All-American (Basketball Times)
	ECC Preseason Player of the Year

### CAREER

Andrew Sischo	ECC Preseason Player of the Year	3
	All-ECC	3
	ECC Player of the Year	2
	ECC Rookie of the Year	1
	D2CCA All-East Region	2
	D2CCA East Region Player of the Year	2
	NABC All-District	2
	D2CCA All-American	2
	NABC All-American	1
	CoSIDA Academic All-District	1
	CoSIDA Academic All-American	1
	NABC Honors Court	2
	ECC Player of the Week	11
	ECC Defensive Player of the Week	3
	ECC Rookie of the Week	8
	USBWA Division II National Player of the Week	2
	Bevo Francis Award Finalist	1
Sean Fasoyiro	NABC Honors Court	2
Ryan Bradley	ECC Rookie of the Week	1
Chris Luke	NABC Honors Court	1

➤ **DAEMEN HISTORY IN THE ECC**

Season	Preseason Poll	ECC Record	ECC Finish	Postseason
2013-14	7th / 11	17-3	1st / 11	N/A
2014-15	3rd / 11	13-7	3rd / 11	N/A
2015-16	4th / 11	14-6	2nd / 11	Finals
2016-17	5th / 10	12-6	T-3rd / 10	Semifinals
2017-18	T-2nd / 10	15-3	T-2nd / 10	Semifinals
2018-19	2nd / 10	16-2	1st / 10	Semifinals
2019-20	1st / 9	12-4	3rd / 9	Semifinals
2020-21	2nd / 6	-	-	-

**Daemen All-Time ECC Record:** 99-31 (.762)  
[Home: 55-10 (.846) | Away: 44-21 (.677)]

**CURRENT ECC TEAMS  
SINCE 2013-14 SEASON**

Team	Overall Record	ECC Record
St. Thomas Aquinas	167-55	103-27
<b>DAEMEN</b>	<b>150-58</b>	<b>99-31</b>
Bridgeport	141-67	97-32
Staten Island	130-65	-
Molloy	102-104	72-58
Roberts Wes.	71-122	42-88
Dist. Columbia	69-124	49-81
Queens	63-122	54-76
Mercy	48-139	29-101
D'Youville	48-128	-

➤ **EAST COAST CONFERENCE PRESEASON POLL**

	Pts.	2019-20 Record Overall / ECC
1. St. Thomas Aquina	35	25-5 / 13-3
<b>2. DAEMEN</b>	<b>31</b>	<b>24-8 / 12-4</b>
3. Molloy	20	12-17 / 7-9
4. Roberts Wesleyan	19	7-20 / 4-12
5. Mercy	14	5-21 / 3-13
6. D'Youville	7	5-20 / -

➤ **2020-21 EAST COAST CONFERENCE STANDINGS**

	CONFERENCE		OVERALL		STREAK
R. Wes.	W-L	PCT.	W-L	PCT.	W1
<b>DAEMEN</b>	<b>0-0</b>	<b>.000</b>	<b>0-0</b>	<b>.000</b>	<b>-</b>
D'Youville	0-0	.000	0-0	.000	-
Mercy	0-0	.000	0-0	.000	-
Molloy	0-0	.000	0-0	.000	-
STAC	0-0	.000	0-0	.000	-

➤ **DAEMEN HISTORY IN ECC CHAMPIONSHIPS**

<b>2016</b> (Mar. 5) #2 Daemen 103, #6 Mercy 102  (Mar. 6) #1 St. Thomas Aquinas 80, #2 Daemen 63	Semifinals  Finals	Washington, D.C. Washington, D.C.
<b>2017</b> (Mar. 1) #4 Daemen 73, #5 Dist. Columbia 71  (Mar. 4) #1 St. Thomas Aquinas 85, #4 Daemen 66	1st Round  Semifinals	Amherst, N.Y. Bridgeport, Conn.
<b>2018</b> (Feb. 28) #3 Daemen 75, #6 Roberts Wesleyan 69  (Mar. 3) #2 St. Thomas Aquinas 60, #3 Daemen 57	1st Round  Semifinals	Amherst, N.Y. Rochester, N.Y.
<b>2019</b> (Mar. 9) #4 Bridgeport 79, #1 Daemen 77	Semifinals	Bridgeport, Conn.
<b>2020</b> (Mar. 4) #3 Daemen 90, #6 Queens 76  (Mar. 7) #2 St. Thomas Aquinas 91, #3 Daemen 78	1st Round  Semifinals	Amherst, N.Y. Washington, D.C.

**ECC CHAMPIONSHIPS WIN-LOSS RECORDS**

OVERALL RECORD	4-5 (.444)
FIRST ROUND	3-0 (1.000)
SEMIFINALS	1-4 (.200)
FINALS	0-1 (.000)
AS #1 SEED	0-1 (.000)
AS #2 SEED	1-1 (.500)
AS #3 SEED	2-2 (.500)
AS #4 SEED	1-1 (.500)
HOME	3-0 (1.000)
AWAY	0-1 (.000)
NEUTRAL SITE	1-4 (.200)
AT WASHINGTON, D.C.	1-2 (.333)
AT BRIDGEPORT, CONN.	0-2 (.000)
AT ROCHESTER, N.Y.	0-1 (.000)

**ECC CHAMPIONSHIPS BY THE NUMBERS**

OVERALL APPEARANCES	5
CONSECUTIVE APPEARANCES	5 (2016-20)
FINALS APPEARANCES	1 (2016)
SEMIFINALS APPEARANCES	5 (2016, 2017, 2018, 2019, 2020)







## MIKE MACDONALD

### HEAD COACH • SEVENTH SEASON • ST. BONAVENTURE, '88

A fixture in the college basketball coaching fraternity, Mike MacDonald has been roaming sidelines, mentoring players and giving the occasional earful to referees for the last 32 years, all within Western New York. With previous stops at Canisius College and Medaille College, MacDonald has worked across all three NCAA divisions, racking up nearly 400 victories in 23 seasons as a head coach. His coaching success aside, MacDonald's personable nature and his willingness to give back to the local community have made him one of the most highly thought of people in the WNY sports community.

The 2020-21 season marks MacDonald's seventh at Daemen. Since being introduced as the sixth head coach in the modern history of the program, MacDonald has guided the Wildcats to a 129-51 overall record, an East Coast Conference (ECC) regular season championship and two NCAA tournament berths. Daemen ranks second for total wins among New York State's Division II programs since MacDonald came to Main Street.

The veteran bench boss has presided over Daemen's emergence as a power within the NCAA Division II East Region, a period that's been one of the most successful in program history. The team's 89 wins from the start of the 2016-17 season through the 2019-20 campaign is tied for the most in any four-year stretch dating back to the 1986-87 season. More than half of those wins have come in the last two seasons as MacDonald has led Daemen to back-to-back 24-win campaigns, setting the benchmark for victories during the program's NCAA Division II era. Since the start of the 2018-19 season, the Wildcats have spent a combined 29 weeks ranked in top-25 national polls conducted by the National Association of Basketball Coaches (NABC) and Division II Sports Information Directors of America (D2SIDA), rising as high as No. 8 in both. Daemen has also been ranked in 29 successive D2SIDA regional polls dating back to January of 2018.

The positive momentum has led to numerous opportunities not otherwise afforded to teams from similar institutions, with MacDonald playing a central role. In recent years, MacDonald has taken teams to play exhibition contests against Division I opponents such as Buffalo, Siena and Syracuse. The Wildcats were invited participants at the prestigious Small College Basketball National Hall of Fame Classic to start the 2019-20 season. Daemen also played their first-ever game at Downtown Buffalo's KeyBank Center on November 23, 2019, defeating Wilmington (Del.) in a thriller, 83-81. It was MacDonald's 18th win in the building - the most of any basketball coach in the venue's 24-year history.

After leading Daemen to the ECC regular season title with a 16-2 mark in conference play in 2018-19, MacDonald steered the team into the NCAA tournament for the first time as the Wildcats were awarded an at-large bid as the No. 5 seed in the East Region. Daemen made their NCAA tournament debut on March 16, 2019, falling to fourth-seeded New Haven in an opening round contest played in Manchester, N.H.

Buoyed by All-American Andrew Sischo, the Wildcats were set to return to the NCAA tournament in 2020, again garnering at-large consideration, this time as the No. 8 seed in the East Region. However, the COVID-19 pandemic caused the unprecedented cancellation of NCAA championships before the tournament got underway.

Milestones and accolades have poured in throughout MacDonald's tenure with the Wildcats. His 350th career win came in dramatic fashion on January 18, 2019 as junior guard Breon Harris scored five points in the final 21 seconds to lift the Wildcats past Mercy, 75-74. His 100th win at Daemen came just three weeks later, placing MacDonald among an elite fraternity of coaches who have achieved at least 100 wins while coaching in each of the NCAA's three divisions. That achievement propelled him to HoopDirt.com Division II Coach of the Week honors. MacDonald has also been recognized as a two-time Division II Coach of the Year from the Basketball Coaches Association of New York (BCANY), as well as receiving ECC and NABC District Coach of the Year (both for the 2018-19 season).

MacDonald's tenure got started with a bang. In his return to Canisius' Koessler Athletic Center on November 11, 2014, he led the Wildcats to an 83-81 overtime win against the Division I Golden Griffins, a program he led for nine seasons. His official Daemen debut came just days later as his Wildcats walloped Concordia (N.Y.), 88-50, in the opening round of the ECC-CACC Challenge. It served as a precursor to future success as the Wildcats have posted an 11-1 mark in the ECC-CACC Challenge with MacDonald at the helm.

Later that season, MacDonald helped the Wildcats achieve postseason success despite the loss of two starters to season-ending injuries. With Daemen still ineligible for ECC and NCAA Division II postseason, Daemen elected to partake in the United States Collegiate Athletic Association (USCAA) Division I National Championships in Uniontown, Pa., entering the tournament as the No. 1 overall seed. While there, MacDonald guided Daemen to wins over No. 8 Indiana-South Bend (69-63), No. 4

#### THE MACDONALD FILE

##### Daemen College

Head Coach (2014-Present)

##### Medaille College

Head Coach (2006-14)

##### Canisius College

Head Coach (1997-06)

##### Canisius College

Assistant Coach (1988-97)

#### MACDONALD YEAR-BY-YEAR

1997-98	13-14, 9-9 MAAC
1998-99	15-12, 11-7 MAAC
1999-00	10-20, 8-10 MAAC
2000-01	20-11, 9-9 MAAC
2001-02	10-20, 5-13 MAAC
2002-03	10-18, 6-12 MAAC
2003-04	10-20, 5-13 MAAC
2004-05	11-18, 8-10 MAAC
2005-06	9-20, 6-12 MAAC
2006-07	11-14, 7-11 AMCC
2007-08	15-13, 9-9 AMCC
2008-09	21-7, 14-4 AMCC
2009-10	24-5, 16-4 AMCC
2010-11	21-8, 15-3 AMCC
2011-12	25-3, 17-1 AMCC
2012-13	18-11, 13-5 AMCC
2013-14	14-12, 13-5 AMCC
2014-15	21-10, 13-7 ECC
2015-16	19-10, 14-6 ECC
2016-17	19-9, 12-6 ECC
2017-18	22-8, 15-3 ECC
2018-19	24-6, 16-2 ECC
2019-20	24-8, 12-4 ECC
<b>OVERALL RECORD (23 SEASONS)</b>	<b>386-277 (.582)</b>
<b>CANISIUS RECORD (9 SEASONS)</b>	<b>108-153 (.414)</b>
<b>MEDAILLE RECORD (8 SEASONS)</b>	<b>149-73 (.671)</b>
<b>DAEMEN RECORD (6 SEASONS)</b>	<b>129-51 (.717)</b>

## DAEMEN MEN'S BASKETBALL GAME NOTES // GAMES #1 & #2 // VS. GANNON

Concordia (Ala.) (68-63) and No. 3 Rochester (Mich.) (77-53) to capture the program's first USCAA national title, riding USCAA Division I Player of the Year and National Championships MVP Gerald Beverly to the tourney crown.

In the 2015-16 season - Daemen's first as a full-fledged NCAA Division II member - MacDonald's squad hit their stride after the calendar turned to January, scoring 15 wins in the final 19 games of the regular season. Included in the string was a miraculous 98-96 win over rival Roberts Wesleyan as the Wildcats erased a 22-point deficit over the final six minutes of the contest. After finishing with a 14-6 record in conference play, the Wildcats made their ECC tournament debut with a 103-102 overtime win over Mercy in the semifinals.

Daemen has finished third or better in the ECC standings in each of MacDonald's first six seasons. They've qualified for the conference tournament in each of the five years they've been eligible, advancing to at least the semifinals every season and to the finals in 2016. MacDonald has also played a direct role in mentoring 10 players who account for 18 all-conference selections.

Home court success has been a large part of the program's success through the years, including the MacDonald Era. The Wildcats won their first nine home games under MacDonald, extending the program's Lumsden Gymnasium winning streak to 44 straight games before it was snapped. The Wildcats have posted a 76-14 record in home games under MacDonald's guidance. They've set a new program benchmark for home wins in a season, posting identical 15-1 home records during the 2018-19 and 2019-20 seasons.

Before arriving at Daemen, MacDonald spent eight years (2006-14) leading the NCAA Division III program at Medaille where he transformed the Mavericks into a regional contender. Inheriting a program that went 4-46 in the two years prior to his arrival, MacDonald's version of the Mavericks averaged 18 wins per season, while advancing to the postseason six times.

Medaille's emergence as a Division III power in the Northeast was cemented in MacDonald's final five seasons there, as he led the Mavericks to more wins (101) than any other Division III team in New York State, while ranking 17th nationally in wins during the same time frame. MacDonald was named the Allegheny Mountain Collegiate Conference Coach of the Year on four occasions (2006-07, 2008-09, 2009-10, 2011-12). He left as the school's all-time leader in wins (149) and winning percentage (.671).

Prior to his time at Medaille, MacDonald spent 18 years at Canisius, including a nine-year stint (1997-2006) as head coach. In that time, MacDonald guided the Golden Griffins to 108 wins which ranks him third in program history for coaching victories. While there, he was one of only five coaches in that program's storied history to orchestrate a 20-win season and was named the 2000-01 BCANY Division I Co-Coach of the Year.

Before being elevated to the head coaching post at Canisius, MacDonald worked as an assistant on the Griffins' coaching staff, first under Marty Marbach and later under John Beilein. As Beilein's top assistant, MacDonald helped Canisius reach the 1996 NCAA tournament in addition to two National Invitational Tournament appearances.

In addition to his coaching accomplishments, MacDonald brings a strong connection to the local community. His teams have been active with a number of community organizations in the greater Buffalo community and beyond, including the Boys and Girls Clubs of Buffalo, Blessed Sacrament Athletic Club and Coaches vs. Cancer. In August of 2020, MacDonald received the Jim Satalin Inspiration Award from the American Cancer Society of Western New York in recognition of his dedication and work on behalf of the Coaches vs. Cancer program.

MacDonald and several of his players have also worked with the Drug Enforcement Administration and Mayor Byron Brown's office on Game Changers, a nationally awarded program that provides academic and athletic opportunities for inner-city youths during the summer months.

A 1988 graduate of Saint Bonaventure University, MacDonald additionally serves Daemen as the senior associate athletics director for external relations. He resides in Amherst with his wife, Maura (nee Heary). The couple has raised four children - Matthew, Patrick, Nicholas and Mark. Matthew served as team captain during his collegiate career at the University of Pennsylvania and is now a player development assistant with the Brooklyn Nets. Patrick was a Division III All-American while playing at the State University of New York Maritime College, and is now enlisted in the United States Navy. Nicholas is a sophomore on the basketball team at Niagara University, and Mark is a freshman attending Canisius High School.



➤ **MACDONALD RECORD BY OPPONENT**

Bridgeport	5-8 (.385)
Caldwell	2-0 (1.000)
Concordia (Ala.)	1-0 (1.000)
Concordia (N.Y.)	1-0 (1.000)
Dallas Baptist	1-0 (1.000)
District of Columbia	11-2 (.846)
Dominican (N.Y.)	3-0 (1.000)
Dowling	4-0 (1.000)
Edinboro	3-0 (1.000)
Felician	3-0 (1.000)
Holy Family	0-2 (.000)
Indianapolis	0-1 (.000)
Indiana-South Bend	1-0 (1.000)
Lake Erie	1-1 (.500)
Le Moyne	1-0 (1.000)
LIU Post	7-3 (.700)
Mercy	13-0 (1.000)
Mercyhurst	1-4 (.200)
Missouri Western St.	1-0 (1.000)
Molloy	8-4 (.667)
Nyack	3-0 (1.000)
New Haven	0-1 (.000)
New York Tech	9-3 (.750)
Northwest Missouri St.	0-1 (.000)
Post	1-0 (1.000)
Queens (N.Y.)	10-2 (.833)
Roberts Wesleyan	13-0 (1.000)
Rochester (Mich.)	1-0 (1.000)
Saint Anselm	1-1 (.500)
Saint Edward's	1-1 (.500)
Saint Michael's	3-1 (.750)
Saint Rose	3-1 (.750)
Saint Thomas (Fla.)	1-0 (1.000)
Saint Thomas Aquinas	4-12 (.250)
Salem (W.Va.)	2-0 (1.000)
Slippery Rock	2-2 (.500)
Stonehill	0-1 (.000)
U. Sciences	1-0 (1.000)
Washington Adventist	1-0 (1.000)
West Liberty	1-0 (1.000)
Wilmington (Del.)	3-0 (1.000)

➤ **MACDONALD RECORD BY CONFERENCE**

Central Atlantic	16-2 (.889)
Chicagoland	1-0 (1.000)
East Coast	83-29 (.741)
Great Lakes Valley	0-1 (.000)
Great Midwest	1-1 (.500)
Lone Star	2-1 (.667)
Mid-America	1-1 (.500)
Mountain East	1-0 (1.000)
Northeast-10	8-5 (.615)
Pennsylvania State	6-6 (.500)
The Sun	1-0 (1.000)

➤ **MACDONALD RECORD BY REGION**

Atlantic	9-6 (.600)
Central	1-1 (.500)
East	107-35 (.754)
Midwest	1-2 (.333)
South Central	2-1 (.667)

➤ **MACDONALD RECORD BY NON-NCAA OPPONENT**

NAIA	4-0 (1.000)
USCAA	4-0 (1.000)

➤ **MACDONALD RECORD IN POSTSEASON**

Overall	7-6 (.538)
USCAA Tournament	3-0 (1.000)
NCAA Tournament	0-1 (.000)
ECC Tournament	4-5 (.444)

➤ **MACDONALD RECORD BY GAME SPLITS**

Home	76-14 (.844)
Away	45-30 (.600)
Neutral	8-7 (.533)

➤ **MACDONALD MILESTONE WINS**

**OVERALL**

1	vs. Texas Southern, 11/22/97 (80-69)
100	vs. Siena, 12/11/05 (67-50)
200	vs. Pitt-Bradford, 2/22/11 (97-85)
300	vs. St. Edward's, 11/19/16 (74-64)

**AT DAEMEN**

1	vs. Concordia (NY), 11/14/14 (85-50)
100	vs. Queens (NY), 2/10/19 (89-63)

➤ **DID YOU KNOW?**

**Did you know that Mike MacDonald is among an elite fraternity of coaches to have amassed at least 100 coaching victories in all three NCAA Divisions? MacDonald has recorded 108 wins at the Division I level (Canisius), 129 wins at the Division II level (Daemen) and 149 wins at the Division III level (Medaille).**

**Did you know that Mike MacDonald is the all-time leader in coaching victories at KeyBank Center in Downtown Buffalo? Daemen's 83-81 victory over Wilmington (Del.) on Nov. 23, 2019 improved MacDonald's record at the downtown venue to 18-11. He has previously recorded 17 wins in the building as the head coach at Canisius from 1997-2006, and it was his first victory there since March 4, 2005.**





# SEASON & CAREER TOTALS

	2020-21	CAREER*
<b>10+ POINT GAMES</b>		
Z. BASDEN	-	1
T. BOOK	-	2
K. HARRIS	-	5
R. SALZBERG	-	1
A. SISCHO	-	83
T. HOLT	-	1
<b>20+ POINT GAMES</b>		
A. SISCHO	-	45
<b>30+ POINT GAMES</b>		
A. SISCHO	-	11
<b>10+ REB GAMES</b>		
A. SISCHO	-	47
<b>5+ ASSIST GAMES</b>		
K. HARRIS	-	1
A. SISCHO	-	1
<b>10+ ASSIST GAMES</b>		
<b>5+ BLOCK GAMES</b>		
A. SISCHO	-	1
<b>5+ STEAL GAMES</b>		
<b>DOUBLE-DOUBLES</b>		
A. SISCHO	-	47
<b>GAMES STARTED</b>		
K. HARRIS	-	9
C. LUKE	-	2
A. SISCHO	-	73

\* includes games played for Daemen only

## FASTBREAK POINTS CONTINUED...

6. Daemen is garnering attention from both regional and national pollsters. The Wildcats are ranked in both the D2SIDA regional (No. 2) and national (No. 25) polls, while also receiving votes in the NABC national poll.

7. Daemen's roster is thin on experience. Only **Andrew Sischo**, senior guard **Kyle Harris**, redshirt junior forward **Ziv Basden** and graduate transfer **Sean Fasoyiro** have appeared in more than 25 college games. Six of Daemen's 12 players are either freshmen or sophomores. Eight Daemen players have exercised their right to opt out of the 2020-21 season due to COVID-19.

8. Daemen's 89 wins since the start of the 2016-17 season represents the most successful four-year span in program history.

9. Daemen and Gannon will be meeting for the first time since 2012 and playing twice in the same season for the first time since 2005-06. Gannon won the first eight games in the series before Daemen scored a 67-65 win in 2011. Gannon exacted revenge a year later, improving to 9-1 all-time against Daemen. Friday's game marks Gannon's first-ever game at Daemen's Lumsden Gymnasium.

10. Since the start of the 2014-15 season, Daemen is 6-6 against Pennsylvania State Athletic Conference teams. The Wildcats own wins over the Western Pennsylvania triumvirate of Edinboro, Mercyhurst and Slippery Rock in that span.

## UNPRECEDENTED SEASON

The ongoing COVID-19 pandemic has wreaked havoc upon collegiate sports with postponements, pauses and cancellations. Daemen, which experienced its own 10-day pause in team activities due to a positive COVID-19 test result, has been out of action for more than 300 days. The Wildcats will return to competition beginning January 29 and running through late February, preceding the East Coast Conference Championship which is slated for March 3-7. The schedule includes 10 conference contests, six total home games. The limited schedule was comprised with the health and safety of all players, coaches and other Tier 1 personnel in mind, and in accordance with COVID-19 guidelines established by the NCAA.

## SUSTAINED SUCCESS

The Daemen program has been built on sustained success, winning at least 19 games in each of the last nine seasons. In that span (2011-20), which encompasses the end of Daemen's NAIA Era, its' NCAA transition period and the first five seasons of full NCAA Division II membership, the Wildcats have won 70% of their contests, going 176-75. Looking more recently, Daemen is 70-22 in the last three seasons (.761 winning percentage), and their 89 wins in the last four seasons is the most successful four-year span in program history.

## GOING STREAKING

Daemen has embarked on four winning streaks of at least nine games since the start of the 2018-19 season. Last season, the Wildcats put together an 11-game winning streak, covering games played Nov. 2 through Dec. 13 - the longest of Daemen's NCAA Era.

## TEAM STATISTICS (19-20)

	ALL GAMES	HOME	AWAY	NEUTRAL	NON-CONFERENCE	CONFERENCE
<b>RECORD</b>	24-8	15-1	8-5	1-2	12-4	12-4
<b>SCORING</b>	2639	1369	1059	211	1288	1351
<b>POINTS/GAME</b>	82.5	85.6	81.5	70.3	80.5	84.4
<b>MARGIN/GAME</b>	+7.5	+12.0	+5.9	-9.7	+4.3	+10.7
<b>FG-ATT</b>	944-1956	490-1004	382-801	72-151	467-965	477-991
<b>FG %</b>	.483	.488	.477	.477	.484	.481
<b>3-PT FG-ATT</b>	308-798	159-413	125-317	24-68	144-395	164-403
<b>3-PT %</b>	.386	.385	.394	.353	.365	.407
<b>3-PT FG/GAME</b>	9.6	9.9	9.6	8.0	9.0	10.3
<b>FT-ATT</b>	443-590	230-304	170-228	43-58	210-289	233-301
<b>FT %</b>	.751	.757	.746	.741	.727	.774
<b>FT/GAME</b>	13.8	14.4	13.1	14.3	13.1	14.6
<b>REBOUNDS</b>	1189	628	470	91	581	608
<b>REB/GAME</b>	37.2	39.3	36.2	30.3	36.3	38.0
<b>REB MARGIN</b>	+4.3	+6.0	+2.4	+3.6	+4.5	+4.0
<b>ASSISTS</b>	480	247	192	41	233	247
<b>ASSISTS/GAME</b>	15.0	15.4	14.8	13.7	14.6	15.4
<b>TURNOVERS</b>	488	233	198	57	253	235
<b>TO/GAME</b>	15.3	14.6	15.2	19.0	15.8	14.7
<b>AST/TO RATIO</b>	1.0	1.0	1.0	0.7	0.9	1.1
<b>STEALS</b>	224	105	107	12	106	118
<b>STL/GAME</b>	7.0	6.6	8.2	4.0	6.6	7.4
<b>BLOCKS</b>	115	62	47	6	59	56
<b>BLK/GAME</b>	3.6	3.9	3.6	2.0	3.7	3.5



### BACK-TO-BACK

Daemen has won 24 games (NCAA Era program record) and earned at-large bids to the NCAA tournament in each of the last two seasons. The team's 2019 bid was the first in program history, and the Wildcats made their NCAA tournament debut as the No. 5 seed in the East Region, falling in the opening round to fourth-seeded New Haven, 72-67. Daemen was awarded the No. 8 seed in the East Region, however the tournament was canceled before it even began due to the COVID-19 pandemic.

### DEFENDING THE DEN

Success on their home floor has been a staple of Daemen's rise within the NCAA Division II ranks. The Wildcats have won 10+ home games in eight of the last nine seasons, including identical 15-1 home records in the last two seasons which established a new program record for homecourt victories. Dating back to the 2017-18 season, Daemen has won 37 of their last 40 home games. The Wildcats are also unbeaten in 16 straight non-conference home games. Since joining the ECC (2013-14 season), Daemen is 55-10 in home conference games (.846 winning percentage). Since the start of the 2011-12 season, Daemen is 112-15 at home (.882 winning percentage). Of those 15 losses, seven have been decided by three points or fewer, including three by just a single point.

### POLL POSITION

Despite not yet playing a game this season, Daemen is nationally ranked for the third straight week, coming in at No. 25 in the latest NCAA Division II Sports Information Directors of America (D2SIDA) national media poll. The Wildcats have been ranked 18 times in the D2SIDA poll dating back to the 2018-19 season, rising as high as No. 8, a position they held for three successive weeks early last season. In addition, Daemen is also ranked second in the D2SIDA East Region media poll and is receiving votes in the NABC national poll.

### WALKING THE STAGE

Daemen has been hit hard by graduation, losing

four starters - **Breon Harris**, **Jay Sarkis**, **Jeff Redband** and **Joey Wallace** - who were each 1,000-point scorers as well as All-ECC honorees at one point or another. Harris, Sarkis and Redband were well entrenched in the Wildcats' lineup, combining for 330 games and 297 starts in their respective careers, and played key roles in leading Daemen to 89 wins.

### VETERAN PRESENCE

Daemen will turn to graduate transfer **Sean Fasoyiro** and senior guard **Kyle Harris** to provide a veteran presence on a relatively young roster. A 6-foot-3 guard, Fasoyiro appeared in 81 games over the last three seasons for Franklin Pierce, helping them to a 45-38 record. In 28 games last season, including eight starts, Fasoyiro produced career-highs in scoring (7.8 ppg), minutes (21.8 mpg), field goal percentage (45.7), three-point percentage (37.5), rebounding (5.0 rpg) and assists (1.3). The Wildcats have had success in recent years on the transfer market, getting successful one-year contributors such as **Joey Wallace** and **Quinn Lee Yaw**. Now in his second season with the program, Harris is Daemen's most experienced returning player after center **Andrew Sischo**. Harris appeared in all 32 games and made nine starts last season when he shot 38% from three-point range and averaged 4.4 points per game.

### ALL-WNY PEDIGREE

**Mike MacDonald** and his staff made a sizable dent in the available WNY talent pool by inking 6-foot guard **Justin Johnson**, 6-foot-6 forward **Justin Hemphill** and 5-foot-11 guard **Tyler Hind** in the program's 2020 recruiting class. Johnson and Hemphill represent the first All-WNY first team selections to commit to Daemen out of high school since **Mark Coppola** in 2010. Hind, a second team All-WNY brings a stellar resume of his own, including 2,244 points which ranks eighth all-time among WNY players. He also set a new WNY record with 400 three-pointers in his career and was named the New York State Class C Player of the Year as a senior.

### 585 → 716

Daemen has had great success recruiting out of the Rochester area through the years. In fact, of the 11 Daemen players that have earned All-ECC honors since the 2013-14 season, eight of them have been products of Section V high schools. The Wildcats are hoping for continued production from the Rochester pipeline as freshmen guards **Andrew Mason** and **Tony Arnold** join the list of Section V standouts to choose Daemen. Both were All-Greater Rochester selections who graduated as the all-time leading scorers at their respective high schools. Arnold led the Eastridge, the same school that produced former Daemen guard **Supreme Hannah**, to their first sectional title in some 56 years last winter. Daemen has signed 11 All-Greater Rochester players since 2010.

### OPTING OUT

Daemen has had eight players exercise their right to opt out of the 2020-21 season due to COVID-19. These players include guard **Tajmin Holt**, forward **Ryan Bradley** and center **Chris Luke** who all saw regular minutes last season. Each player's decision has been fully supported by the Daemen coaching staff and athletics administration.

### FIRST THINGS FIRST

Daemen has won 17 of their last 18 season openers. The Wildcats fell 85-65 to No.1 Northwest Missouri State to open the 2019-20 campaign, snapping Daemen's 17-game winning streak in season openers. The Wildcats scored wins in that over 14 different opponents in that span. Fisher (Mass.), Wilfrid Laurier (Ont.) and Caldwell are the only opponents Daemen defeated twice during the streak. The Wildcats' average margin of victory during the streak was an astonishing 23.8 points per game.

## SCORING BREAKDOWN (DAEMEN/OPPONENT)

GAME	PTS IN PAINT	PTS OFF TOs	2ND CH. PTS	1ST HALF	2ND HALF	OT	FT	FB	STARTERS	BENCH
GANNON										
at Gannon										
at Roberts Wesleyan										
at Roberts Wesleyan										
D'YOUVILLE										
at D'Youville										
ROBERTS WESLEYAN										
MERCY										
MERCY										
D'YOUVILLE										
at St. Thomas Aquinas										
at St. Thomas Aquinas										

# DAEMEN MEN'S BASKETBALL GAME NOTES // GAMES #1 & #2 // VS. GANNON

## WIN/LOSS BREAKDOWN (19-20)

AT HOME	14-1
TRUE ROAD GAME	8-5
NEUTRAL SITE GAME	1-1
IN NOVEMBER	8-1
IN DECEMBER	4-1
IN JANUARY	5-3
IN FEBRUARY	6-1
IN MARCH	0-1
LEAD AT HALFTIME	18-2
TIED AT HALFTIME	0-0
TRAIL AT HALFTIME	5-5
SCORE LESS THAN 60 PTS	0-1
SCORE 60-69 PTS	4-2
SCORE 70-79 PTS	1-2
SCORE 80-89 PTS	7-2
SCORE 90-99 PTS	10-0
SCORE 100+ PTS	1-0
ALLOW LESS THAN 60 PTS	5-0
ALLOW 60-69 PTS	4-1
ALLOW 70-79 PTS	8-0
ALLOW 80-89 PTS	5-6
ALLOW 90-99 PTS	1-0
ALLOW 100+ PTS	0-0
+ REBOUND MARGIN	18-5
- REBOUND MARGIN	4-2
REBOUNDS ARE TIED	1-0
SHOOT 50% OR BETTER	11-1
SHOOT UNDER 50%	12-6
OPPONENT SHOOTS 50% +	4-3
OPPONENT SHOOTS > 50%	19-4
ON MONDAYS	0-0
ON TUESDAYS	1-0
ON WEDNESDAYS	1-1
ON THURSDAYS	3-0
ON FRIDAYS	7-2
ON SATURDAYS	7-1
ON SUNDAYS	4-3

## MISCELLANEOUS (19-20)

### STARTING LINEUPS

W/L	G	G	G/F	F	C
13-4	Sarkis	B.Harris	Wallace	Redband	Sischo
4-1	Sarkis	K.Harris	Wallace	Redband	Sischo
2-0	B.Harris	K.Harris	Wallace	Redband	Sischo
1-0	Sarkis	Slack	Wallace	Redband	Sischo
1-1	Sarkis	B.Harris	K.Harris	Redband	Sischo
1-1	Sarkis	B.Harris	Wallace	Redband	Luke
1-0	Sarkis	Duah	B. Harris	Wallace	Redband

### WIN/LOSS MARGIN

	1	2	3	4	5	6	7	8	9	10	11-15	16-20	20-29	30+
Wins		2	1	4		1		3		2	3	1	3	3
Losses			2			1	1		1			1	1	

### LEADS & DEFICITS

Daemen's Biggest Halftime Lead  
 Daemen's Biggest Halftime Lead Lost  
 Daemen's Biggest Halftime Deficit  
 Daemen Biggest Halftime Deficit Overcome  
 Daemen's Biggest Margin Of Victory  
 Daemen's Biggest Margin Of Defeat

22 vs. Queens (01/10/20)  
 1 @ New York Tech (03/01/20)  
 19 @ St. Anselm (01/01/20)  
 11 vs. Felician (11/8/19)  
 44 @ Mercy (12/13/19)  
 28 @ St. Anselm (01/01/20)

### DOUBLE-FIGURE SCORING

Andrew Sischo	29
Jeff Redband	20
Breon Harris	19
Joey Wallace	17
Jay Sarkis	11
Kyle Harris	5
Keith Slack	4
Ryan Salzberg	1
Tajmin Holt	1

### DOUBLE-FIGURE REBOUNDING

Andrew Sischo	20
Joey Wallace	3
Breon Harris	1
Chris Luke	1
Jeff Redband	1

### DOUBLE-DOUBLES

Andrew Sischo	20
Joey Wallace	3
Breon Harris	1

### 20-POINT SCORERS

Andrew Sischo	22
Jeff Redband	6
Breon Harris	4
Joey Wallace	3
Jay Sarkis	2

### 30-POINT SCORERS

Andrew Sischo	5
---------------	---

## IN THE POLLS

D2SIDA NATIONAL POLL	NABC NATIONAL POLL	D2SIDA REGIONAL POLL	NCAA REGIONAL RANKINGS
Preseason RV	Preseason RV	Preseason 3	-
Jan. 12 21	Dec. 17 RV	Jan. 11 2	-
Jan. 19 23	Jan. 4 -	Jan. 18 2	-
Jan. 26 T-25	Jan. 12 RV	Jan. 25 2	-
-	Jan. 19 RV	-	-
-	Jan. 26 RV	-	-
-	-	-	-
-	-	-	-
-	-	-	-
-	-	-	-
-	-	-	-

**➤ THE LAST TIME**

**THE LAST TIME A DAEMEN PLAYER...**

Scored 20-29 points	Andrew Sischo (23) vs. St. Thomas Aquinas, 03/07/20
Scored 30-39 points	Andrew Sischo (34) vs. St. Rose, 12/19/19
Scored 40-49 points	Andrew Sischo (47) vs. Queens, 03/04/20
Made 10+ field goals	Andrew Sischo (19) vs. Queens, 03/04/20
Made 10+ free throws	Andrew Sischo (10-16), Joey Wallace (10-18) at NY Tech, 03/01/20
Made 5-9 three-pointers	Jeff Redband (7-10) at Bridgeport, 02/07/20
Made 10+ three-pointers	David Skolen (12-18) vs. Waynesburg, 11/15/89
Had 10-14 rebounds	Andrew Sischo (11) at Molloy, 02/28/20
Had 15-19 rebounds	Andrew Sischo (17) vs. St. Thomas Aquinas, 03/07/20
Had 20+ rebounds	Andrew Sischo (20) at U. Sciences, 11/30/19
Had 10+ assists	Darius Garvin (10) at St. Thomas Aquinas, 02/02/18
Had 5+ blocks	Andrew Sischo (5) vs. Felician, 11/08/19
Had 5+ steals	Breon Harris (6) at NY Tech, 03/01/20
Had a double-double	Andrew Sischo (23 pts / 17 reb) vs. St. Thomas Aquinas, 03/07/20
Had a triple-double	Gerald Beverly (17 pts / 17 reb / 12 blk) vs. St. Thomas (Fla.), 12/17/14
Had 20 points and 20 rebounds	Andrew Sischo (36 pts / 23 reb) vs. Molloy, 02/16/18
Had consecutive double-doubles	Andrew Sischo (4), 02/28/20 - 03/07/20
Scored go-ahead points in final 15 seconds of win	Deion Hamilton (FG w/ 14 seconds remaining) vs. St. Thomas Aquinas, 01/25/19

**THE LAST TIME A DAEMEN TEAM...**

Allowed 50 points or fewer	vs. Dominican (W, 60-49), 11/12/16
Won by 20-29 points	vs. Roberts Wesleyan (W, 93-73), 02/01/20
Won by 30+ points	vs. NY Tech (W, 92-57), 01/26/20
Scored 90-99 points	vs. Queens (W, 90-76), 03/04/20
Scored 100+ points	at Mercy (W, 103-59), 12/13/19
Had 50+ rebounds	at Mercy (51), 12/13/19
Shot 50%+ from the field	vs. St. Thomas Aquinas (28-56, 50%), 03/07/20
Shot 60%+ from the field	at St. Rose (34-56, 62.5%), 12/19/19
Shot 50%+ from three-point range (min. 10 att)	vs. NY Tech (11-22, 50%), 01/26/20
Shot 60%+ from three-point range (min. 10 att)	vs. NY Tech (10-16, 62.5%), 01/14/18
Shot 90%+ from free throw line (min. 10 at)	at Queens (12-13, 92.3%), 02/09/20
Finished without a three-point field goal	vs. Queens (0-12), 11/09/12
Made 10-14 three-pointers	vs. Dist. Columbia (12-26), 02/21/20
Made 15+ three-pointers	vs. Mercy (16-36), 02/16/20
Had 10+ blocked shots	vs. Indianapolis (10), 12/18/14
Had 10+ steals	at Molloy (10), 02/28/20
Had 20+ assists	at NY Tech (20), 03/01/20
Had 4 players in double figures	vs. St. Thomas Aquinas, 03/07/20
Had 5 players in double figures	vs. St. Thomas Aquinas, 02/14/20
Had 6 players in double figures	vs. Dist. Columbia, 01/27/19
Had all 5 starters in double figures	vs. St. Thomas Aquinas, 02/14/20
Had 2 players score 20+ points	at NY Tech, 03/01/20
Had 2 players with 10+ rebounds	vs. Mercy, 02/16/20
Had 2 players record a double-double	vs. Nyack, 11/08/19
Won in overtime	vs. Dist. Columbia (W, 93-90), 02/21/20
Lost in overtime	at NY Tech (L, 85-82), 03/01/20
Scored 80 points or more and lost	at NY Tech (L, 85-82), 03/01/20
Scored 90 points or more and lost	at Dominican (L, 98-93, OT), 01/07/14
Allowed 60 points or fewer and lost	vs. St. Thomas Aquinas (L, 60-57), 03/03/18
Played a nationally-ranked opponent	vs. #18/#18 St. Thomas Aquinas (L, 91-78), 03/07/20
Defeated a nationally-ranked opponent	vs. #12/#15 St. Thomas Aquinas (W, 81-77), 02/14/20





# ANDREW SISCHO

Redshirt Senior | Center | 6-9 | 240 | Guilderland, N.Y. | Guilderland High School

## CAREER HIGHS

vs. Queens (3/4/20)	47	POINTS	-
vs. Molloy (2/16/18)	23	REBOUNDS	-
vs. NW Missouri St. (11/1/19)	5	ASSISTS	-
2x, last at St. Rose (12/19/19)	4	STEALS	-
vs. Felician, 11/8/19	5	BLOCKS	-
vs. Queens (3/4/20)	19	FG MADE	-
vs. Queens (3/4/20)	2	3FG MADE	-
vs. Molloy (2/16/18)	12	FT MADE	-
vs. Molloy (2/16/18)	45	MINUTES	-

## SEASON HIGHS

## SEASON STATS (19-20)

PPG	RPG	APG	BPG	MPG	FG%	3FG%	FT%
<b>24.9</b>	<b>11.7</b>	<b>1.6</b>	<b>1.1</b>	<b>33.9</b>	<b>65%</b>	<b>45%</b>	<b>74%</b>

## IN THE RECORD BOOKS

<b>DAEMEN</b>	
CAREER PTS/GM	20.7 (2ND)
CAREER POINTS	1820 (4TH)
CAREER FG	722 (1ST)
CAREER FG%	60.3 (3RD)
CAREER FT	356 (7TH)
CAREER REB/GM	10.2 (1ST)
CAREER REBOUNDS	906 (4TH)
CAREER BLOCKS	88 (7TH)
SEASON PTS/GM	24.9 (2ND)
SEASON POINTS	773 (1ST)
SEASON FG	298 (1ST)
SEASON FG%	64.5 (2ND)
SEASON FT	164 (4TH)
SEASON REB/GM	11.7 (3RD)
SEASON REBOUNDS	362 (3RD)
GAME POINTS	47 (1ST)
GAME FG	19 (1ST)

<b>EAST COAST CONFERENCE</b>	
CAREER FG	722 (4TH)
CAREER REBOUNDS	906 (9TH)
SEASON PTS/GM	24.9 (4TH)
SEASON POINTS	773 (1ST)
SEASON REBOUNDS	362 (8TH)
SEASON FG	298 (1ST)
SEASON FG%	64.5 (8TH)

## BIG MAN ON CAMPUS

Redshirt senior center **Andrew Sischo**, the two-time East Coast Conference and East Region Player of the Year and a consensus All-American, headlines Daemen's returning players. Sischo has already cemented his place among Daemen's all-time great players by racking up 1,820 points, 906 rebounds and a program-record 722 field goals in his first three collegiate seasons. Sischo's 2019-20 season was one for the record books as well. He set Daemen and ECC records for points (773) and field goals (298) in a season, led the country in total rebounds (362) and double-doubles (22) and became the first Division II player since the 2010-11 season to average at least 24 points and 11 rebounds per game while shooting at least 64% from the field. He enters the season having scored 20+ points 45 times in his career, including a record 47-point outburst in the opening round of the ECC Championship tournament last March. Already this season, he's been named a Preseason All-American by Basketball Times, as well as the ECC Preseason Player of the Year - an honor he's now earned in three straight seasons.

## DOUBLE-DOUBLE YOUR DELIGHTMENT

**Andrew Sischo** has been a double-double machine throughout his career, racking up 47 of them in 89 games - the most for a Daemen player since Gerald Beverly totaled 46 double-doubles in his career spanning 2011-15. In the last two seasons alone, Sischo has recorded a double-double in more two-thirds of the games he's appeared in (39 double-doubles in 58 games). Sischo's 22 double-doubles in 2019-20 led all Division II players.

## CLIMBING THE LADDER

With each passing game, **Andrew Sischo** continues to climb Among Daemen's all-time statistical leaders. In 89 career games, Sischo has totaled 1,820 points and 906 rebounds. He stands as the only player in program history with at least 1,800 points and 900 rebounds. Already the program's all-time leader in field goals (722), he ranks fourth in both scoring and rebounding. In addition, Sischo has placed himself among impressive company within ECC history, ranking fourth in field goals and ninth in rebounding. He is also just 33 points shy of moving into the conference' top 10 all-time scorers.

## NOTABLE AWARDS

<b>2X D2CCA ALL-AMERICAN</b>
<b>1X NABC ALL-AMERICAN</b>
<b>COSIDA ACADEMIC ALL-AMERICAN</b>
<b>2X NABC HONORS COURT</b>
<b>2X EAST REGION PLAYER OF THE YEAR</b>
<b>2X NABC ALL-DISTRICT</b>
<b>3X FIRST-TEAM ALL-ECC</b>
<b>2X ECC PLAYER OF THE YEAR</b>
<b>2X USBWA DIVISION II NATIONAL PLAYER OF THE WEEK</b>
<b>11X ECC PLAYER OF THE WEEK</b>
<b>2017-18 ECC ROOKIE OF THE YEAR</b>

## CAREER STATS

Season	GP-GS	Min	FG-FGA	Pct.	3PT-A	Pct.	FT-FTA	Pct.	Reb	Avg.	PF-DQ	Ast	TO	Blk	Stl	Pts	Avg.
2017-18	30-18	706	195-345	.565	3-17	.176	69-106	.651	261	8.7	71-0	28	65	25	11	462	15.4
2018-19	28-26	834	229-391	.586	4-8	.500	123-169	.728	283	10.1	72-0	30	58	28	24	585	20.9
2019-20	31-29	1052	298-462	.645	13-29	.448	164-222	.739	362	11.7	100-1	49	102	35	27	773	24.9
2020-21	-	-	-	-	-	-	-	-	-	-	-	-	-	-	-	-	-
<b>Totals</b>	<b>89-73</b>	<b>2592</b>	<b>722-1198</b>	<b>.603</b>	<b>20-54</b>	<b>.370</b>	<b>356-497</b>	<b>.716</b>	<b>906</b>	<b>10.2</b>	<b>243-1</b>	<b>107</b>	<b>225</b>	<b>88</b>	<b>62</b>	<b>1820</b>	<b>20.4</b>

# DAEMEN MEN'S BASKETBALL GAME NOTES // GAMES #1 & #2 // VS. GANNON

## SEASON RECORDS

POINTS				THREE-POINT FIELD GOALS				REBOUNDS			
1.	Andrew Sischo	773	2019-20	1.	David Skolen	114	1989-90	1.	Jim Chapman	394	1988-89
2.	Robert Robinson	767	1990-91	2.	Jeff Redband	100	2019-20	2.	Gerald Beverly	373	2014-15
3.	David Skolen	699	1989-90	3.	Kharmen Wingard	86	2003-04	3.	Andrew Sischo	362	2019-20
4.	Russell John	629	1990-91	4.	Brian Montanaro	84	2004-05	4.	Alex Nwora	347	1991-92
5.	Gerald Beverly	620	2014-15	5.	Pete Loney	83	2008-09	5.	Brian Pettit	329	1996-97
6.	Torrence Dyck	612	2015-16	6.	Jeff Redband	79	2018-19	6.	Alex Nwora	313	1992-93
7.	Chris Lewis	611	1989-90	7.	Russell John	78	1990-91	7.	Alex Nwora	312	1990-91
8.	Brian Montanaro	592	2005-06	8.	Donjuan Tyson	77	2006-07	8.	Brian Pettit	288	1995-96
9.	Andrew Sischo	585	2018-19	9.	Gabriel Marshall	76	2003-04	9.	Chris Lewis	287	1989-90
10.	Robert Robinson	567	1989-90		Kharmen Wingard	76	2004-05	10.	Andrew Sischo	283	2018-19
POINTS PER GAME				THREE-POINT % (min. 1 3PT/game)				REBOUNDS PER GAME			
1.	Robert Robinson	25.6	1990-91	1.	David Skolen	.557	1986-87	1.	Jim Chapman	14.1	1988-89
2.	Andrew Sischo	24.9	2019-20	2.	Marty Lange	.524	1997-98	2.	Gerald Beverly	12.0	2014-15
3.	Torrence Dyck	21.9	2015-16	3.	Mike Maisto	.500	2007-08	3.	Andrew Sischo	11.7	2019-20
4.	David Skolen	21.8	1989-90		Jesse Lalka	.500	2015-16	4.	Alex Nwora	11.6	1992-93
	Ralph Henderson	21.8	1987-8	5.	David Skolen	.491	1989-90		Alex Nwora	11.6	1991-92
6.	Russell John	21.0	1990-91	6.	David Skolen	.477	1988-89	6.	Brian Pettit	10.6	1996-97
7.	Ralph Henderson	20.5	1986-87	7.	Kevin Lange	.461	2002-03	7.	Alex Nwora	10.4	1990-91
8.	Andrew Sischo	20.9	2018-19		Jay Sarkis	.461	2015-16	8.	Sandy Finney	10.2	1995-96
9.	Gerald Beverly	20.0	2014-15	9.	Brian Montanaro	.452	2004-05	9.	Sandy Finney	10.1	1994-95
10.	Alex Nwora	19.6	1992-93	10.	Jeff Redband	.450	2016-17		Andrew Sischo	10.1	2018-19
FIELD GOALS				FREE THROWS				ASSISTS			
1.	Andrew Sischo	298	2019-20	1.	Robert Robinson	282	1990-91	1.	Mark Coppola	203	2012-13
2.	Chris Lewis	257	1989-90	2.	Gerald Beverly	180	2014-15		Derrick Henry	203	1988-89
3.	David Skolen	247	1989-90	3.	Robert Robinson	176	1991-92	3.	Robert Robinson	187	1990-91
4.	Robert Robinson	231	1990-91	4.	Andrew Sischo	164	2019-20	4.	Robert Robinson	186	1989-90
5.	Andrew Sischo	229	2018-19	5.	Alex Nwora	161	1992-93	5.	Mark Coppola	161	2011-12
6.	Gerald Beverly	219	2014-15	6.	Joe Olsen	148	2005-06	6.	Tim Foley	157	1994-95
7.	Russell John	218	1990-91	7.	Robert Robinson	142	1989-90	7.	Mark Coppola	154	2013-14
8.	Torrence Dyck	217	2015-16	8.	Monty Montgomery	140	2000-01	8.	Steve Chandler	152	2003-04
9.	Robert Robinson	205	1989-90	9.	Jonathan Walker	139	2002-03	9.	Steve Chandler	147	2002-03
10.	Gerald Beverly	200	2013-14	10.	Jonathan Walker	134	2001-02	10.	Russell John	139	1991-92
FIELD GOAL % (min. 150 made)				FREE THROW % (min. 100 made)				STEALS			
1.	S. Van Duluitgaarden	.661	1991-92	1.	David Skolen	.850	1989-90	1.	Derrick Henry	74	1988-89
2.	Andrew Sischo	.645	2019-20	2.	Todd Zielinski	.850	1996-97	2.	Russell John	73	1990-91
3.	Chris Lewis	.624	1989-90	3.	Kevin Lange	.844	2002-03	3.	Breon Harris	70	2017-18
4.	Brian Harmon	.610	1986-87	4.	Robert Robinson	.827	1991-92	4.	Casey Sheehan	68	2012-13
5.	Gerald Beverly	.607	2014-15	5.	David Skolen	.823	1988-89	5.	Devon Dawson	67	2007-08
6.	Brian Pettit	.605	1998-99	6.	Mark Rouse	.806	2001-02	6.	Anibal Soler	66	1999-00
7.	Chris Lewis	.603	1988-89	7.	Monty Montgomery	.790	1997-98	7.	Eder Joseph	62	1999-00
8.	Gerald Beverly	.597	2012-13	8.	Robert Robinson	.789	1989-90	8.	Jorge Ebanks	61	2009-10
9.	Andrew Sischo	.586	2018-19	9.	Brian Montanaro	.783	2005-06	9.	Dewan Stroud	60	2006-07
10.	Darnell Jackson	.576	2003-04	10.	Monty Montgomery	.782	2000-01	10.	Therreon Blackwell	59	2004-05
	Ajay Rutledge	.576	2008-09						Rob Robinson	59	1990-91
									Breon Harris	59	2019-20
								BLOCKS			
								1.	Ron Wright	119	2005-06
								2.	Ron Wright	114	2004-05
								3.	Gerald Beverly	111	2013-14
								4.	Gerald Beverly	110	2014-15
								5.	Gerald Beverly	59	2012-13
								6.	Brian Pettit	55	1998-99
								7.	Mario Torres	54	1992-93
								8.	Brian Pettit	52	1996-97
								9.	Gerald Beverly	50	2011-12
								10.	Ralph Henderson	49	1986-87



Gerald Beverly



David Skolen

**CAREER RECORDS**

**POINTS (1,000-Point Club)**

1.	Robert Robinson	1,962	1988-92
2.	Brian Montanaro	1,920	2002-06
3.	David Skolen	1,876	1986-90
4.	Andrew Sischo	1,820	2017-Pr.
5.	M. Montgomery	1,814	1996-01
6.	Gerald Beverly	1,799	2011-15
7.	Alex Nwora	1,514	1989-93
8.	Casey Sheehan	1,505	2010-14
9.	Jeff Redband	1,422	2016-20
10.	Brian Pettit	1,414	1994-99
11.	Rob Lange	1,330	1992-96
12.	Devon Dawson	1,310	2007-12
13.	Kharmen Wingard	1,281	2002-05
14.	Jim Regan	1,241	2009-13
15.	Mark Rouse	1,172	1998-02
16.	Kevin Lange	1,152	1999-03
17.	Chris Moore	1,126	1996-00
18.	Chris Lewis	1,105	1988-90
19.	Jordan Greene	1,090	2011-15
20.	Danny McCabe	1,078	1884-98
21.	Jay Sarkis	1,070	2015-20
22.	Therreon Blackwell	1,069	2002-06
23.	Russell John	1,061	1990-92
24.	Torrence Dyck	1,056	2014-16
25.	Deion Hamilton	1,029	2015-19
26.	Ralph Henderson	1,015	1986-88
27.	Breon Harris	1,012	2016-20

**POINTS PER GAME**

1.	Torrence Dyck	20.7	2014-16
2.	Andrew Sischo	20.4	2017-Pr.
3.	Chris Lewis	18.4	1988-90
4.	Robert Robinson	17.8	1988-92
5.	Russell John	17.4	1990-92
6.	Dewan Stroud	16.8	2006-08
7.	David Skolen	16.5	1986-90
8.	Monty Montgomery	16.2	1996-01
9.	Jonathan Walker	15.3	2001-03
10.	Dom Mazzocchi	15.2	2010-12

**FIELD GOALS**

1.	Andrew Sischo	722	2019-20
2.	David Skolen	687	1986-90
3.	Gerald Beverly	669	2011-15
4.	Brian Montanaro	656	2002-06
	Monty Montgomery	656	1996-01
6.	Robert Robinson	640	1988-92
7.	Casey Sheehan	544	2010-14
8.	Alex Nwora	532	1989-93
9.	Brian Pettit	519	1994-99
10.	Jim Regan	477	2009-13

**FIELD GOAL % (MIN. 150 MADE)**

1.	Chris Lewis	.615	1988-90
2.	S. Van Duluitgaarden	.606	1990-92
3.	Andrew Sischo	.603	2017-Pr.
4.	Gerald Beverly	.583	2011-15
5.	Kadeem Johnson	.581	2010-14
6.	Steve Chandler	.568	2002-04
7.	Joe Olsen	.559	2004-06
8.	Darnell Jackson	.554	2003-05
9.	Ralph Henderson	.549	1986-88
10.	Brian Pettit	.543	1994-99

**THREE-POINT FIELD GOALS**

1.	Jeff Redband	316	2016-20
2.	Brian Montanaro	288	2002-06
3.	David Skolen	279	1986-90
4.	Kharmen Wingard	237	2002-05
5.	Jordan Greene	201	2011-15
6.	Jay Sarkis	200	2015-20
7.	Mark Rouse	183	1998-02
8.	Kevin Lange	169	1999-03
9.	Casey Sheehan	147	2010-14
10.	Russell John	143	1990-92

**THREE-POINT % (min. 50 made)**

1.	David Skolen	.487	1986-90
2.	Jesse Lalka	.463	2013-17
3.	Jeff Redband	.438	2016-20
4.	Robert Robinson	.433	1988-92
5.	Jay Sarkis	.429	2015-20
6.	Pete Loney	.426	2007-09
7.	Adrian Baugh	.424	1999-01
8.	Brian Montanaro	.418	2002-06
9.	Kyle Clifford	.415	2013-15
10.	Donjuan Tyson	.403	2006-07

**FREE THROWS**

1.	Robert Robinson	630	1988-92
2.	Gerald Beverly	459	2011-15
3.	Alex Nwora	441	1989-93
4.	Monty Montgomery	427	1996-01
5.	Brian Pettit	373	1994-99
6.	Rob Lange	366	1992-96
7.	Andrew Sischo	356	2017-Pr.
8.	Brian Montanaro	320	2002-06
9.	Devon Dawson	275	2007-12
10.	Jonathan Walker	273	2001-03

**FREE THROW % (min. 100 made)**

1.	Jeff Redband	.880	2016-20
2.	David Skolen	.826	1986-90
3.	Arif Mehmetaj	.806	2014-17
4.	Jay Sarkis	.795	2015-20
5.	Robert Robinson	.788	1988-92
	Mark Rouse	.788	1998-02
7.	Brian Montanaro	.786	2002-06
8.	Jaleo Wilkes	.773	2015-17
9.	Jeff Eaddy	.768	1986-90
10.	Monty Montgomery	.757	1996-01

**REBOUNDS**

1.	Alex Nwora	1,103	1989-93
2.	Gerald Beverly	1,004	2011-15
3.	Brian Pettit	991	1994-99
4.	Andrew Sischo	906	2017-Pr.
5.	Monty Montgomery	806	1996-01
6.	Jim Regan	587	2009-13
7.	Devon Dawson	585	2007-12
8.	Danny McCabe	570	1994-98
9.	Eder Joseph	542	1997-00
10.	Mario Torres	537	1990-94

**REBOUNDS PER GAME**

1.	Andrew Sischo	10.2	2017-Pr.
2.	Alex Nwora	9.3	1989-93
3.	Brian Pettit	8.7	1994-99
4.	Chris Lewis	8.5	1988-90
5.	Gerald Beverly	8.4	2011-15
6.	Steve Chandler	7.4	2002-04
7.	Monty Montgomery	7.2	1996-01
8.	Eder Joseph	6.7	1997-00
9.	Mario Torres	6.5	1990-94
	Jonathan Walker	6.5	2001-03

**ASSISTS**

1.	Mark Coppola	623	2010-14
2.	Robert Robinson	503	1988-92
3.	Casey Sheehan	470	2010-14
4.	Therreon Blackwell	438	2002-06
5.	Jay Sarkis	336	2015-20
6.	Tim Foley	334	1990-95
7.	Mark Rouse	320	1998-02
8.	Anibal Soler	304	1997-00
9.	Steve Chandler	299	2002-04
10.	David Skolen	293	1986-90

**STEALS**

1.	Devon Dawson	198	2007-12
2.	Therreon Blackwell	185	2002-06
	Casey Sheehan	185	2010-14
	Breon Harris	185	2016-20
5.	Mark Coppola	168	2010-14
6.	Anibal Soler	165	1996-00
7.	Robert Robinson	161	1988-92
	Brian Montanaro	161	2002-06
8.	Alex Nwora	154	1989-93
9.	Monty Montgomery	135	1996-01
	Mark Rouse	135	1998-02

**BLOCKS**

1.	Gerald Beverly	330	2011-15
2.	Ron Wright	233	2004-06
3.	Brian Pettit	144	1994-99
4.	Jim Regan	117	2009-13
5.	Mario Torres	102	1990-94
6.	Jeff Redband	101	2016-20
7.	Andrew Sischo	88	2017-Pr.
8.	Kevin Lange	81	1999-03
9.	Ralph Henderson	79	1986-88
10.	Garyce Hervey	78	1998-00



**Brian Montanaro**



**SINGLE GAME RECORDS**

**POINTS**

1.	Andrew Sischo	47	vs. Queens (N.Y.)	03/04/20
----	---------------	----	-------------------	----------

**REBOUNDS**

1.	Jim Chapman	25	vs. New Jersey Inst. Of Tech.	11/26/88
----	-------------	----	-------------------------------	----------

**ASSISTS**

1.	Robert Robinson	18	vs. Windsor	11/10/90
----	-----------------	----	-------------	----------

**BLOCKED SHOTS**

1.	Gerald Beverly	12	vs. St. Thomas (Fla.)	12/17/14
----	----------------	----	-----------------------	----------

**STEALS**

1.	Derrick Henry	8	vs. SUNY Cortland	01/07/89
----	---------------	---	-------------------	----------

**FIELD GOALS MADE**

1.	Andrew Sischo	19	vs. Queens (N.Y.)	03/04/20
----	---------------	----	-------------------	----------

**FIELD GOALS ATTEMPTED**

1.	Russell John	32	vs. Ramapo	11/16/90
----	--------------	----	------------	----------

**FREE THROWS MADE**

1.	Robert Robinson	21	vs. Point Park	02/02/91
----	-----------------	----	----------------	----------

**FREE THROWS ATTEMPTED**

1.	Robert Robinson	24	vs. Point Park	02/02/91
----	-----------------	----	----------------	----------

**3-POINT FIELD GOALS MADE**

1.	David Skolen	12	vs. Waynesburg	11/15/89
----	--------------	----	----------------	----------

**3-POINT FIELD GOALS ATTEMPTED**

1.	David Skolen	18	vs. Waynesburg	11/15/89
----	--------------	----	----------------	----------


➤ **COACHING HISTORY** (modern era, 1986-present)

**CHRONOLOGICALLY**


COACH	SEASONS	YRS	W-L	PCT
KEN POPE	1986-87	1	13-13	.500
NATE BLISS	1987-88	1	3-11	.214
LARRY MARCINIAK	1987-88	-	0-1	.000
RICH JACOB	1988-89	2	19-23	.452
DON SILVERI	1989-14	25	414-344	.546
MIKE MACDONALD	2014-PR.	6	129-51	.717

**BY WINS**

COACH	SEASONS	YRS	W-L	PCT
DON SILVERI	1989-14	25	414-344	.546
MIKE MACDONALD	2014-PR.	6	129-51	.717
RICH JACOB	1988-89	2	19-23	.452
KEN POPE	1986-87	1	13-13	.500
NATE BLISS	1987-88	1	3-11	.214
LARRY MARCINIAK	1987-88	-	0-1	.000



**Alex Nwora**



**Robert Robinson**

# DAEMEN MEN'S BASKETBALL GAME NOTES // GAMES #1 & #2 // VS. GANNON

## SINGLE GAME RECORDS – INDIVIDUAL – NCAA ERA (2015-present)

<b>POINTS</b>			
1.	Andrew Sischo	47	vs. Queens (N.Y.) 03/04/20
<b>REBOUNDS</b>			
1.	Andrew Sischo	23	vs. Molloy 02/16/18
<b>ASSISTS</b>			
1.	Jay Sarkis	11	vs. Queens (N.Y.) 01/21/18
<b>BLOCKED SHOTS</b>			
1.	Arif Mehmetaj	6	vs. Mercy 01/28/17
<b>STEALS</b>			
1.	Breon Harris	7	vs. LIU Post 01/12/18
<b>FIELD GOALS MADE</b>			
1.	Andrew Sischo	19	vs. Queens (N.Y.) 03/04/20
<b>FIELD GOALS ATTEMPTED</b>			
1.	Andrew Sischo	29	vs. Queens (N.Y.) 03/04/20
<b>FREE THROWS MADE</b>			
1.	Jaleo Wilkes	14	vs. Mercyhurst 11/27/16
<b>FREE THROWS ATTEMPTED</b>			
1.	Jaleo Wilkes	15	vs. Mercyhurst 11/27/16
	Andrew Sischo	15	vs. Molloy 02/16/18
<b>3-POINT FIELD GOALS MADE</b>			
1.	Jeff Redband	7	vs. LIU Post 02/15/19
	Jeff Redband	7	vs. U. Sciences 11/30/19
	Jeff Redband	7	vs. Roberts Wesleyan 02/01/20
	Jeff Redband	7	vs. Bridgeport 02/07/20
<b>3-POINT FIELD GOALS ATTEMPTED</b>			
1.	Jeff Redband	13	vs. LIU Post 02/23/18

## SINGLE GAME RECORDS – INDIVIDUAL – EAST COAST CONFERENCE GAMES (2013-present)

<b>POINTS</b>			
1.	Gerald Beverly	36	vs. Bridgeport 01/10/15
	Andrew Sischo	36	vs. Molloy 02/16/18
	Andrew Sischo	36	vs. Molloy 02/08/19
<b>REBOUNDS</b>			
1.	Andrew Sischo	23	vs. Molloy 02/16/18
<b>ASSISTS</b>			
1.	Jay Sarkis	11	vs. Queens (N.Y.) 01/21/18
<b>BLOCKED SHOTS</b>			
1.	Gerald Beverly	11	vs. Mercy 01/06/14
<b>STEALS</b>			
1.	Breon Harris	7	vs. LIU Post 01/12/18
<b>FIELD GOALS MADE</b>			
1.	Andrew Sischo	16	vs. Molloy 02/08/19
<b>FIELD GOALS ATTEMPTED</b>			
1.	Andrew Sischo	26	vs. Molloy 02/08/19
<b>FREE THROWS MADE</b>			
1.	Casey Sheehan	14	vs. Dowling 02/21/14
	Gerald Beverly	14	vs. Bridgeport 01/10/15
	Gerald Beverly	14	vs. Mercy 02/21/15
<b>FREE THROWS ATTEMPTED</b>			
1.	Casey Sheehan	20	vs. Dowling 02/21/14
<b>3-POINT FIELD GOALS MADE</b>			
1.	Jeff Redband	7	vs. LIU Post 02/15/19
	Jeff Redband	7	vs. Roberts Wesleyan 02/01/20
	Jeff Redband	7	vs. Bridgeport 02/07/20
<b>3-POINT FIELD GOALS ATTEMPTED</b>			
1.	Jordan Greene	13	vs. Dowling 01/17/14
	Jeff Redband	13	vs. LIU Post 02/23/18



Jeff Redband



Casey Sheehan



# DAEMEN MEN'S BASKETBALL GAME NOTES // GAMES #1 & #2 // VS. GANNON

## SINGLE GAME RECORDS – TEAM – NCAA ERA (2015-present)

POINTS	109	vs. Wilmington (Del.)	11/13/15
VICTORY MARGIN	45	vs. LIU Post	02/15/19
REBOUNDS	56	vs. Molloy	02/08/19
OFFENSIVE REBOUNDS	23	vs. Molloy	02/08/19
DEFENSIVE REBOUNDS	40	vs. Dowling	12/18/15
	40	vs. Felician	11/08/19
	40	vs. Mercy	12/13/19
ASSISTS	27	vs. LIU Post	12/14/18
	27	vs. LIU Post	02/15/19
BLOCKS	9	vs. Lake Erie	11/26/18
STEALS	15	vs. Molloy	02/28/20
FIELD GOALS	41	vs. LIU Post	12/14/18
FIELD GOALS ATTEMPTED	81	vs. Molloy	02/16/18
FIELD GOAL PERCENTAGE	.633	vs. Dist. Columbia	01/21/17
3-POINT FIELD GOALS	19	vs. LIU Post	02/15/19
3-POINT ATTEMPTED	40	vs. LIU Post	11/30/16
3-POINT PERCENTAGE	.619	vs. Dist. Columbia	01/21/17
FREE THROWS	42	vs. Queens (N.Y.)	01/24/16
FREE THROWS ATTEMPTED	51	vs. Queens (N.Y.)	01/24/16
FREE THROW PERCENTAGE	1.000	vs. Bridgeport	02/07/20
	1.000	vs. Le Moyne	11/19/19

## SINGLE GAME RECORDS – TEAM – EAST COAST CONFERENCE GAMES (2013-present)

POINTS	111	vs. Molloy	02/07/14
VICTORY MARGIN	55	vs. Dist. Columbia	01/12/14
REBOUNDS	56	vs. Molloy	02/08/19
OFFENSIVE REBOUNDS	23	vs. Molloy	02/08/19
DEFENSIVE REBOUNDS	41	vs. Roberts Wesleyan	01/20/15
ASSISTS	27	vs. LIU Post	12/14/18
	27	vs. LIU Post	02/15/19
BLOCKS	15	vs. St. Thomas Aquinas	01/24/14
STEALS	15	vs. Molloy	02/28/20
FIELD GOALS	42	vs. Dist. Columbia	02/06/16
FIELD GOALS ATTEMPTED	81	vs. Molloy	02/16/18
FIELD GOAL PERCENTAGE	.633	vs. Dist. Columbia	01/21/17
3-POINT FIELD GOALS	19	vs. LIU Post	02/15/19
3-POINT ATTEMPTED	40	vs. LIU Post	11/30/16
3-POINT PERCENTAGE	.619	vs. Dist. Columbia	01/21/17
FREE THROWS	42	vs. Queens (N.Y.)	01/24/16
FREE THROWS ATTEMPTED	51	vs. Queens (N.Y.)	01/24/16
FREE THROW PERCENTAGE	1.000	vs. Bridgeport	02/14/15
	1.000	vs. Bridgeport	02/07/20



2015-16 Team - 1st Year Full NCAA Division II



2018-19 Team - 1st NCAA Tournament







**2019-20 Daemen Men's Basketball  
Season Schedule/Results & Leaders  
All games**

Page 1/2  
as of Jan 28, 2021

**Game Records**

Record	Overall	Home	Away	Neutral
ALL GAMES	24-8	15-1	8-5	1-2
CONFERENCE	12-4	7-1	5-3	0-0
NON-CONFERENCE	12-4	8-0	3-2	1-2

**Team Results**

Date	Opponent		Score	Att.	High Points	High Rebounds
11/01/2019	vs Northwest Mo. St.	L	65-85	685	(24) SISCHO, Andrew	(15) SISCHO, Andrew
11/02/2019	vs Missouri Western	W	68-64	1604	(15) REDBAND, Jeff	(12) SISCHO, Andrew
11/08/2019	Felician	W	95-80	450	(31) SISCHO, Andrew	(19) SISCHO, Andrew
11/09/2019	Nyack	W	80-74	380	(34) SISCHO, Andrew	(17) SISCHO, Andrew
11/14/2019	Mercyhurst	W	67-65	375	(22) SISCHO, Andrew	(11) SISCHO, Andrew
11/16/2019	West Liberty	W	98-83	408	(29) SISCHO, Andrew	(18) SISCHO, Andrew
11/19/2019	Le Moyne	W	89-79	384	(27) SISCHO, Andrew	(11) SISCHO, Andrew
11/23/2019	Wilmington (DE)	W	83-81	1025	(24) SISCHO, Andrew	(8) SISCHO, Andrew
						(8) WALLACE, Joey
11/30/2019	at USciences	W	83-57	110	(25) REDBAND, Jeff	(20) SISCHO, Andrew
12/04/2019	Salem (WV)	W	89-59	245	(34) SISCHO, Andrew	(12) SISCHO, Andrew
12/07/2019	Roberts Wesleyan	W	96-70	389	(27) SISCHO, Andrew	(11) SISCHO, Andrew
12/13/2019	at Mercy	W	103-59	114	(26) SISCHO, Andrew	(12) WALLACE, Joey
12/15/2019	at St. Thomas Aquinas	L	80-87	137	(30) SISCHO, Andrew	(13) SISCHO, Andrew
12/19/2019	at Saint Rose	W	96-88	119	(34) SISCHO, Andrew	(7) SISCHO, Andrew
01/01/2020	at St. Anselm	L	59-87	312	(18) SISCHO, Andrew	(13) SISCHO, Andrew
01/02/2020	at Saint Michael's	W	72-68	334	(24) SISCHO, Andrew	(8) HARRIS, Breon
01/04/2020	at Stonehill	L	76-82	188	(23) HARRIS, Breon	(8) SISCHO, Andrew
01/10/2020	Queens (NY)	W	65-57	0	(23) WALLACE, Joey	(11) LUKE, Chris
01/12/2020	Bridgeport	L	64-67	0	(28) SISCHO, Andrew	(11) SISCHO, Andrew
01/19/2020	at Dist. Columbia	W	65-61	100	(22) SISCHO, Andrew	(10) SISCHO, Andrew
01/24/2020	Molloy	W	91-83	0	(26) REDBAND, Jeff	(11) SISCHO, Andrew
01/26/2020	New York Tech	W	92-57	0	(19) SISCHO, Andrew	(8) HARRIS, Kyle
02/01/2020	at Roberts Wesleyan	W	93-73	700	(23) REDBAND, Jeff	(10) SISCHO, Andrew
02/07/2020	at Bridgeport	L	74-83	307	(24) REDBAND, Jeff	(7) SISCHO, Andrew
						(7) REDBAND, Jeff
02/09/2020	at Queens (NY)	W	84-74	79	(25) SISCHO, Andrew	(12) SISCHO, Andrew
02/14/2020	St. Thomas Aquinas	W	81-77	0	(20) HARRIS, Breon	(11) WALLACE, Joey
02/16/2020	Mercy	W	96-79	0	(22) SARKIS, Jay	(14) WALLACE, Joey
02/21/2020	Dist. Columbia	Wot	93-90	550	(27) SISCHO, Andrew	(10) WALLACE, Joey
02/28/2020	at Molloy	W	92-78	174	(27) SISCHO, Andrew	(11) SISCHO, Andrew
03/01/2020	at New York Tech	Lot	82-85	92	(23) SISCHO, Andrew	(16) SISCHO, Andrew
					(23) WALLACE, Joey	
03/04/2020	Queens (NY)	W	90-76	0	(47) SISCHO, Andrew	(15) SISCHO, Andrew
03/07/2020	vs St. Thomas Aquinas	L	78-91	0	(23) SISCHO, Andrew	(17) SISCHO, Andrew

**Attendance Summary**

	Games	Attend	Avg/Game
Home	16	4206	263



**2019-20 Daemen Men's Basketball  
Season Schedule/Results & Leaders  
All games**

Page 2/2  
as of Jan 28, 2021

---

	Games	Attend	Avg/Game
Away	13	2766	213
Neutral	3	2289	763
<b>Total</b>	<b>32</b>	<b>9261</b>	<b>289</b>



# 2019-20 Daemen Men's Basketball Combined Team Statistics All games

Page 1/1  
as of Jan 28, 2021

## Game Records

Record	Overall	Home	Away	Neutral
ALL GAMES	24-8	15-1	8-5	1-2
CONFERENCE	12-4	7-1	5-3	0-0
NON-CONFERENCE	12-4	8-0	3-2	1-2

## Score by Periods

Team	1st	2nd	OT	TOT
Daemen	1259	1359	21	2639
Opponents	1107	1271	21	2399

## Team Box Score

No.	Player				Total		3-Point		F-Throw		Rebounds											
		GP-GS	MIN	AVG	FG-FGA	FG%	3FG-FGA	3FG%	FT-FTA	FT%	OFF	DEF	TOT	AVG	PF	DQ	A	TO	BLK	STL	PTS	AVG
22	SISCHO, Andrew	31-29	1054:12	34.0	298-462	.645	13-29	.448	164-222	.739	138	224	362	11.7	100	1	49	102	35	27	773	24.9
2	HARRIS, Breon	28-26	838:41	30.0	124-306	.405	48-132	.364	64-79	.810	21	92	113	4.0	73	1	76	79	4	59	360	12.9
44	REDBAND, Jeff	32-32	1031:46	32.2	126-281	.448	100-223	.448	57-61	.934	21	97	118	3.7	50	0	44	47	34	31	409	12.8
23	WALLACE, Joey	31-30	953:00	30.7	128-290	.441	28-91	.308	93-130	.715	49	151	200	6.5	81	1	121	85	9	36	377	12.2
5	SARKIS, Jay	30-30	990:59	33.0	92-225	.409	53-140	.379	26-43	.605	6	65	71	2.4	26	0	92	68	1	27	263	8.8
15	SLACK, Keith	12-1	173:44	14.5	25-56	.446	17-41	.415	8-8	1.000	2	17	19	1.6	9	0	14	10	0	4	75	6.3
12	HARRIS, Kyle	32-9	566:31	17.7	49-114	.430	27-71	.380	15-18	.833	13	76	89	2.8	57	1	31	30	5	9	140	4.4
3	HOLT, Tajmin	32-0	314:29	9.8	36-94	.383	9-33	.273	6-11	.545	14	25	39	1.2	29	0	25	27	13	14	87	2.7
25	BRADLEY, Ryan	20-0	182:19	9.1	20-46	.435	1-12	.083	4-8	.500	11	25	36	1.8	31	0	10	18	9	8	45	2.3
10	WILLIAMS, Donte'	13-0	86:02	6.6	12-22	.545	5-12	.417	0-0	.000	3	9	12	0.9	10	0	4	6	2	1	29	2.2
20	SALZBERG, Ryan	23-0	100:43	4.4	10-18	.556	6-12	.500	2-3	.667	2	7	9	0.4	7	0	6	1	1	6	28	1.2
34	LUKE, Chris	27-2	100:45	3.7	14-24	.583	0-0	.000	2-3	.667	14	18	32	1.2	25	0	2	6	1	1	30	1.1
24	BASDEN, Ziv	14-0	24:58	1.8	7-11	.636	0-1	.000	0-0	.000	3	3	6	0.4	6	0	2	2	1	0	14	1.0
14	HINES, Da'Shawn	12-0	17:20	1.4	2-2	1.000	1-1	1.000	0-0	.000	0	0	0	0.0	0	0	2	0	0	1	5	0.4
4	DUAH, Jeffrey	11-1	14:33	1.3	1-5	.200	0-0	.000	2-4	.500	0	3	3	0.3	0	0	2	1	0	0	4	0.4
Team											33	47	80				6					
Total		32	6450		944-1956	.483	308-798	.386	443-590	.751	330	859	1189	37.2	504	4	480	488	115	224	2639	82.5
Opponents		32	6455		892-2010	.444	272-784	.347	343-472	.727	300	752	1052	32.9	587	9	430	475	82	239	2399	75.0

## Team Statistics

	DAEMEN	OPP
<b>Scoring</b>	<b>2639</b>	<b>2399</b>
Points per game	82.5	75.0
Scoring margin	+7.5	-
<b>Field goals-att</b>	<b>944-1956</b>	<b>892-2010</b>
Field goal pct	.483	.444
<b>3 point fg-att</b>	<b>308-798</b>	<b>272-784</b>
3-point FG pct	.386	.347
3-pt FG made per game	9.6	8.5
<b>Free throws-att</b>	<b>443-590</b>	<b>343-472</b>
Free throw pct	.751	.727
F-Throws made per game	13.8	10.7
<b>Rebounds</b>	<b>1189</b>	<b>1052</b>
Rebounds per game	37.2	32.9
Rebounding margin	+4.3	-
<b>Assists</b>	<b>480</b>	<b>430</b>
Assists per game	15.0	13.4
<b>Turnovers</b>	<b>488</b>	<b>475</b>
Turnovers per game	15.3	14.8
Turnover margin	-0.4	-
Assist/turnover ratio	1.0	0.9
<b>Steals</b>	<b>224</b>	<b>239</b>
Steals per game	7.0	7.5
<b>Blocks</b>	<b>115</b>	<b>82</b>
Blocks per game	3.6	2.6
<b>Winning streak</b>	<b>0</b>	<b>-</b>
Home win streak	6	-
<b>Attendance</b>	<b>4206</b>	<b>2766</b>
Home games-Avg/Game	16-263	13-213
Neutral site-Avg/Game	-	3-763

## Team Results

Date	Opponent		Score	Att.
11/01/2019	vs Northwest Mo. St.	L	65-85	685
11/02/2019	vs Missouri Western	W	68-64	1604
11/08/2019	Felician	W	95-80	450
11/09/2019	Nyack	W	80-74	380
11/14/2019	Mercyhurst	W	67-65	375
11/16/2019	West Liberty	W	98-83	408
11/19/2019	Le Moyne	W	89-79	384
11/23/2019	Wilmington (DE)	W	83-81	1025
11/30/2019	at USciences	W	83-57	110
12/04/2019	Salem (WV)	W	89-59	245
12/07/2019	Roberts Wesleyan	W	96-70	389
12/13/2019	at Mercy	W	103-59	114
12/15/2019	at St. Thomas Aquinas	L	80-87	137
12/19/2019	at Saint Rose	W	96-88	119
01/01/2020	at St. Anselm	L	59-87	312
01/02/2020	at Saint Michael's	W	72-68	334
01/04/2020	at Stonehill	L	76-82	188
01/10/2020	Queens (NY)	W	65-57	0
01/12/2020	Bridgeport	L	64-67	0
01/19/2020	at Dist. Columbia	W	65-61	100
01/24/2020	Molloy	W	91-83	0
01/26/2020	New York Tech	W	92-57	0
02/01/2020	at Roberts Wesleyan	W	93-73	700
02/07/2020	at Bridgeport	L	74-83	307
02/09/2020	at Queens (NY)	W	84-74	79
02/14/2020	St. Thomas Aquinas	W	81-77	0
02/16/2020	Mercy	W	96-79	0
02/21/2020	Dist. Columbia	Wot	93-90	550
02/28/2020	at Molloy	W	92-78	174
03/01/2020	at New York Tech	Lot	82-85	92
03/04/2020	Queens (NY)	W	90-76	0
03/07/2020	vs St. Thomas Aquinas	L	78-91	0





**2019-20 Daemen Men's Basketball**  
**Team High/Low Analysis**  
**All games**

Page 1/4  
as of Jan 28, 2021

**Daemen - Game Highs**

<b>POINTS</b>	103		at Mercy (12/13/2019)
	98		West Liberty (11/16/2019)
	96		Mercy (02/16/2020)
	96		at Saint Rose (12/19/2019)
	96		Roberts Wesleyan (12/07/2019)
<b>FIELD GOALS MADE</b>	40		at Mercy (12/13/2019)
	37		Mercy (02/16/2020)
	37		Salem (WV) (12/04/2019)
	37		Felician (11/08/2019)
<b>FIELD GOAL ATTEMPTS</b>	74		at USciences (11/30/2019)
	73		at Mercy (12/13/2019)
	73		Salem (WV) (12/04/2019)
<b>FIELD GOAL PERCENTAGE</b>	.607	(34-56)	at Saint Rose (12/19/2019)
	.578	(37-64)	Felician (11/08/2019)
<b>3 PT FG MADE</b>	16		Mercy (02/16/2020)
	15		at Roberts Wesleyan (02/01/2020)
<b>3 PT FG ATTEMPTS</b>	36		Mercy (02/16/2020)
	35		at USciences (11/30/2019)
<b>3 PT FG PERCENTAGE</b>	.500	(11-22)	New York Tech (01/26/2020)
	.481	(13-27)	at Bridgeport (02/07/2020)
<b>FREE THROWS MADE</b>	30		Molloy (01/24/2020)
	23		Dist. Columbia (02/21/2020)
<b>FREE THROW ATTEMPTS</b>	37		Molloy (01/24/2020)
	34		Dist. Columbia (02/21/2020)
<b>FREE THROW PERCENTAGE</b>	1.000	(11-11)	at Bridgeport (02/07/2020)
	1.000	(11-11)	Le Moyne (11/19/2019)
<b>REBOUNDS</b>	51		at Mercy (12/13/2019)
	48		Salem (WV) (12/04/2019)
<b>ASSISTS</b>	24		Salem (WV) (12/04/2019)
	21		Mercy (02/16/2020)
	21		at Roberts Wesleyan (02/01/2020)
	21		at Saint Rose (12/19/2019)
<b>STEALS</b>	15		at Molloy (02/28/2020)
	12		Dist. Columbia (02/21/2020)
	12		New York Tech (01/26/2020)
	12		at Saint Rose (12/19/2019)
<b>BLOCKED SHOTS</b>	8		at Molloy (02/28/2020)
	7		West Liberty (11/16/2019)
	7		Nyack (11/09/2019)
<b>TURNOVERS</b>	26		at Bridgeport (02/07/2020)
	25		West Liberty (11/16/2019)
<b>FOULS</b>	26		at St. Thomas Aquinas (12/15/2019)
	21		at Saint Rose (12/19/2019)



2019-20 Daemen Men's Basketball  
Team High/Low Analysis  
All games

Page 2/4  
as of Jan 28, 2021

Opponent - Game Highs

POINTS	91		vs St. Thomas Aquinas (N) (03/07/2020)
	90		Dist. Columbia (02/21/2020)
	88		at Saint Rose (12/19/2019)
	87		at St. Anselm (01/01/2020)
	87		at St. Thomas Aquinas (12/15/2019)
FIELD GOALS MADE	36		vs St. Thomas Aquinas (N) (03/07/2020)
	34		Molloy (01/24/2020)
FIELD GOAL ATTEMPTS	84		Felician (11/08/2019)
	78		at Molloy (02/28/2020)
FIELD GOAL PERCENTAGE	.600	(36-60)	vs St. Thomas Aquinas (N) (03/07/2020)
	.566	(30-53)	vs Northwest Mo. St. (N) (11/01/2019)
3 PT FG MADE	16		Le Moyne (11/19/2019)
	15		Wilmington (DE) (11/23/2019)
3 PT FG ATTEMPTS	34		Felician (11/08/2019)
	33		Le Moyne (11/19/2019)
3 PT FG PERCENTAGE	.536	(15-28)	Wilmington (DE) (11/23/2019)
	.519	(14-27)	at Stonehill (01/04/2020)
FREE THROWS MADE	25		at St. Thomas Aquinas (12/15/2019)
	21		at Saint Rose (12/19/2019)
FREE THROW ATTEMPTS	32		at St. Thomas Aquinas (12/15/2019)
	26		at Saint Rose (12/19/2019)
FREE THROW PERCENTAGE	.933	(14-15)	vs Northwest Mo. St. (N) (11/01/2019)
	.929	(13-14)	Felician (11/08/2019)
REBOUNDS	46		Molloy (01/24/2020)
	41		at Molloy (02/28/2020)
	41		at St. Anselm (01/01/2020)
ASSISTS	25		vs St. Thomas Aquinas (N) (03/07/2020)
	24		at St. Anselm (01/01/2020)
STEALS	19		at Bridgeport (02/07/2020)
	13		West Liberty (11/16/2019)
BLOCKED SHOTS	9		at Dist. Columbia (01/19/2020)
	8		at Roberts Wesleyan (02/01/2020)
TURNOVERS	23		at Saint Michael's (01/02/2020)
	23		at Saint Rose (12/19/2019)
	23		Salem (WV) (12/04/2019)
FOULS	28		Dist. Columbia (02/21/2020)
	24		Molloy (01/24/2020)



**2019-20 Daemen Men's Basketball  
Team High/Low Analysis  
All games**

Page 3/4  
as of Jan 28, 2021

**Daemen - Game Lows**

<b>POINTS</b>	59		at St. Anselm (01/01/2020)
	64		Bridgeport (01/12/2020)
	65		at Dist. Columbia (01/19/2020)
	65		Queens (NY) (01/10/2020)
	65		vs Northwest Mo. St. (N) (11/01/2019)
<b>FIELD GOALS MADE</b>	21		at St. Anselm (01/01/2020)
	21		vs Northwest Mo. St. (N) (11/01/2019)
<b>FIELD GOAL ATTEMPTS</b>	45		vs Northwest Mo. St. (N) (11/01/2019)
	50		Mercyhurst (11/14/2019)
	50		vs Missouri Western (N) (11/02/2019)
<b>FIELD GOAL PERCENTAGE</b>	.375	(21-56)	at St. Anselm (01/01/2020)
	.377	(23-61)	at Dist. Columbia (01/19/2020)
<b>3 PT FG MADE</b>	4		Bridgeport (01/12/2020)
	5		Mercyhurst (11/14/2019)
<b>3 PT FG ATTEMPTS</b>	17		Queens (NY) (03/04/2020)
	17		Bridgeport (01/12/2020)
<b>3 PT FG PERCENTAGE</b>	.235	(4-17)	Bridgeport (01/12/2020)
	.238	(5-21)	Mercyhurst (11/14/2019)
<b>FREE THROWS MADE</b>	3		Salem (WV) (12/04/2019)
	6		Mercy (02/16/2020)
<b>FREE THROW ATTEMPTS</b>	7		Salem (WV) (12/04/2019)
	10		Mercy (02/16/2020)
<b>FREE THROW PERCENTAGE</b>	.429	(3-7)	Salem (WV) (12/04/2019)
	.563	(9-16)	at New York Tech (03/01/2020)
<b>REBOUNDS</b>	22		at Saint Michael's (01/02/2020)
	22		at Saint Rose (12/19/2019)
<b>ASSISTS</b>	7		at Stonehill (01/04/2020)
	7		Mercyhurst (11/14/2019)
<b>STEALS</b>	2		Queens (NY) (01/10/2020)
	2		at St. Anselm (01/01/2020)
	2		Nyack (11/09/2019)
<b>BLOCKED SHOTS</b>	0		Mercyhurst (11/14/2019)
	1		Mercy (02/16/2020)
	1		New York Tech (01/26/2020)
	1		at Saint Rose (12/19/2019)
	1		vs Missouri Western (N) (11/02/2019)
	1		vs Northwest Mo. St. (N) (11/01/2019)
<b>TURNOVERS</b>	5		Queens (NY) (03/04/2020)
	8		Mercy (02/16/2020)
<b>FOULS</b>	10		Molloy (01/24/2020)
	10		at Saint Michael's (01/02/2020)



**2019-20 Daemen Men's Basketball  
Team High/Low Analysis  
All games**

Page 4/4  
as of Jan 28, 2021

**Opponent - Game Lows**

<b>POINTS</b>	57		New York Tech (01/26/2020)
	57		Queens (NY) (01/10/2020)
	57		at USciences (11/30/2019)
	59		at Mercy (12/13/2019)
	59		Salem (WV) (12/04/2019)
<b>FIELD GOALS MADE</b>	19		at USciences (11/30/2019)
	20		at Mercy (12/13/2019)
<b>FIELD GOAL ATTEMPTS</b>	47		Mercyhurst (11/14/2019)
	50		at USciences (11/30/2019)
<b>FIELD GOAL PERCENTAGE</b>	.323	(20-62)	at Mercy (12/13/2019)
	.345	(29-84)	Felician (11/08/2019)
<b>3 PT FG MADE</b>	4		New York Tech (01/26/2020)
	4		Queens (NY) (01/10/2020)
	4		at Mercy (12/13/2019)
<b>3 PT FG ATTEMPTS</b>	14		at Saint Rose (12/19/2019)
	16		vs St. Thomas Aquinas (N) (03/07/2020)
	16		New York Tech (01/26/2020)
	16		at St. Thomas Aquinas (12/15/2019)
<b>3 PT FG PERCENTAGE</b>	.154	(4-26)	Queens (NY) (01/10/2020)
	.200	(4-20)	at Mercy (12/13/2019)
<b>FREE THROWS MADE</b>	2		Salem (WV) (12/04/2019)
	2		Wilmington (DE) (11/23/2019)
<b>FREE THROW ATTEMPTS</b>	6		Mercy (02/16/2020)
	7		Molloy (01/24/2020)
	7		Salem (WV) (12/04/2019)
	7		Wilmington (DE) (11/23/2019)
<b>FREE THROW PERCENTAGE</b>	.286	(2-7)	Salem (WV) (12/04/2019)
	.286	(2-7)	Wilmington (DE) (11/23/2019)
<b>REBOUNDS</b>	25		Mercyhurst (11/14/2019)
	25		vs Northwest Mo. St. (N) (11/01/2019)
<b>ASSISTS</b>	4		at Mercy (12/13/2019)
	5		vs Missouri Western (N) (11/02/2019)
<b>STEALS</b>	2		at St. Thomas Aquinas (12/15/2019)
	3		Queens (NY) (03/04/2020)
	3		Roberts Wesleyan (12/07/2019)
<b>BLOCKED SHOTS</b>	0		at Molloy (02/28/2020)
	0		St. Thomas Aquinas (02/14/2020)
	0		at Bridgeport (02/07/2020)
	0		Queens (NY) (01/10/2020)
	0		Mercyhurst (11/14/2019)
<b>TURNOVERS</b>	7		at Queens (NY) (02/09/2020)
	7		vs Northwest Mo. St. (N) (11/01/2019)
<b>FOULS</b>	13		at USciences (11/30/2019)
	14		Queens (NY) (03/04/2020)
	14		Mercy (02/16/2020)
	14		Queens (NY) (01/10/2020)
	14		at Mercy (12/13/2019)
	14		Salem (WV) (12/04/2019)





**2019-20 Daemen Men's Basketball  
Player Highs Analysis  
All games**

Page 1/4  
as of Jan 28, 2021

**Daemen - Individual Game Highs**

<b>POINTS</b>	47		Andrew Sischo vs Queens (NY) (03/04/2020)
	34		Andrew Sischo at Saint Rose (12/19/2019)
	34		Andrew Sischo vs Salem (WV) (12/04/2019)
	34		Andrew Sischo vs Nyack (11/09/2019)
	31		Andrew Sischo vs Felician (11/08/2019)
<b>FIELD GOALS MADE</b>	19		Andrew Sischo vs Queens (NY) (03/04/2020)
	15		Andrew Sischo vs Salem (WV) (12/04/2019)
<b>FIELD GOAL ATTEMPTS</b>	29		Andrew Sischo vs Queens (NY) (03/04/2020)
	22		Andrew Sischo vs Salem (WV) (12/04/2019)
<b>FIELD GOAL PERCENTAGE (min 5 made)</b>	1.000	(5-5)	Kyle Harris vs Mercyhurst (11/14/2019)
	.923	(12-13)	Andrew Sischo at Queens (NY) (02/09/2020)
	.923	(12-13)	Andrew Sischo vs West Liberty (11/16/2019)
<b>3 PT FG MADE</b>	7		Jeff Redband at Bridgeport (02/07/2020)
	7		Jeff Redband at Roberts Wesleyan (02/01/2020)
	7		Jeff Redband at USciences (11/30/2019)
<b>3 PT FG ATTEMPTS</b>	12		Jeff Redband at USciences (11/30/2019)
	11		Jeff Redband at Roberts Wesleyan (02/01/2020)
<b>3 PT FG PERCENTAGE (min 2 made)</b>	1.000	(3-3)	Ryan Salzberg at Mercy (12/13/2019)
	1.000	(2-2)	Kyle Harris vs St. Thomas Aquinas (N) (03/07/2020)
	1.000	(2-2)	Joey Wallace vs Queens (NY) (01/10/2020)
	1.000	(2-2)	Kyle Harris vs Queens (NY) (01/10/2020)
	1.000	(2-2)	Jay Sarkis vs Mercyhurst (11/14/2019)
	1.000	(2-2)	Kyle Harris vs Felician (11/08/2019)
<b>FREE THROWS MADE</b>	11		Andrew Sischo vs Molloy (01/24/2020)
	10		Joey Wallace vs Wilmington (DE) (11/23/2019)
	10		Andrew Sischo vs Nyack (11/09/2019)
<b>FREE THROW ATTEMPTS</b>	14		Andrew Sischo vs Molloy (01/24/2020)
	13		Andrew Sischo vs Northwest Mo. St. (N) (11/01/2019)
<b>FREE THROW PERCENTAGE (min 3 made)</b>	1.000	(7-7)	Andrew Sischo at Molloy (02/28/2020)
	1.000	(7-7)	Breon Harris vs St. Thomas Aquinas (02/14/2020)
	1.000	(7-7)	Jeff Redband vs Molloy (01/24/2020)
	1.000	(7-7)	Jeff Redband at Saint Rose (12/19/2019)
	1.000	(6-6)	Andrew Sischo at Bridgeport (02/07/2020)
	1.000	(6-6)	Andrew Sischo vs New York Tech (01/26/2020)
	1.000	(6-6)	Keith Slack vs Roberts Wesleyan (12/07/2019)
	1.000	(5-5)	Joey Wallace vs New York Tech (01/26/2020)
	1.000	(5-5)	Breon Harris at St. Thomas Aquinas (12/15/2019)
	1.000	(4-4)	Joey Wallace vs Queens (NY) (03/04/2020)
	1.000	(4-4)	Breon Harris at Molloy (02/28/2020)
	1.000	(4-4)	Breon Harris at Queens (NY) (02/09/2020)
	1.000	(4-4)	Jeff Redband at Queens (NY) (02/09/2020)
	1.000	(4-4)	Breon Harris at Bridgeport (02/07/2020)
	1.000	(4-4)	Andrew Sischo at St. Anselm (01/01/2020)
	1.000	(4-4)	Jeff Redband at St. Thomas Aquinas (12/15/2019)
	1.000	(4-4)	Jeff Redband at Mercy (12/13/2019)
	1.000	(4-4)	Andrew Sischo vs Le Moyne (11/19/2019)
	1.000	(4-4)	Jeff Redband vs Nyack (11/09/2019)
	1.000	(4-4)	Joey Wallace vs Missouri Western (N) (11/02/2019)
<b>REBOUNDS</b>	20		Andrew Sischo at USciences (11/30/2019)
	19		Andrew Sischo vs Felician (11/08/2019)
<b>ASSISTS</b>	8		Joey Wallace vs Mercy (02/16/2020)
	8		Joey Wallace vs St. Thomas Aquinas (02/14/2020)
	8		Jay Sarkis vs Salem (WV) (12/04/2019)



2019-20 Daemen Men's Basketball  
Player Highs Analysis  
All games

Page 2/4  
as of Jan 28, 2021

Daemen - Individual Game Highs

STEALS	6	Breon Harris at New York Tech (03/01/2020)
	5	Breon Harris at Molloy (02/28/2020)
	5	Breon Harris vs New York Tech (01/26/2020)
BLOCKED SHOTS	5	Andrew Sischo vs Felician (11/08/2019)
	4	Andrew Sischo vs Nyack (11/09/2019)
TURNOVERS	8	Andrew Sischo vs Missouri Western (N) (11/02/2019)
	7	Joey Wallace vs St. Thomas Aquinas (N) (03/07/2020)
	7	Breon Harris at Molloy (02/28/2020)
FOULS	5	Andrew Sischo at Saint Rose (12/19/2019)
	5	Joey Wallace at St. Thomas Aquinas (12/15/2019)
	5	Kyle Harris vs Missouri Western (N) (11/02/2019)
	5	Breon Harris vs Northwest Mo. St. (N) (11/01/2019)



**2019-20 Daemen Men's Basketball**  
**Player Highs Analysis**  
**All games**

Page 3/4  
as of Jan 28, 2021

**Opponent - Individual Game Highs**

<b>POINTS</b>	33		Nick Corbett vs Molloy (01/24/2020)
	31		Nick Corbett at Molloy (02/28/2020)
	29		Osbel Caraballo vs St. Thomas Aquinas (N) (03/07/2020)
	28		Sekou Sylla at Saint Rose (12/19/2019)
	27		Elijah Bovell vs Queens (NY) (03/04/2020)
	27		Bryan Griffin vs Mercy (02/16/2020)
<b>FIELD GOALS MADE</b>	14		Nick Corbett vs Molloy (01/24/2020)
	13		Bryan Griffin vs Mercy (02/16/2020)
<b>FIELD GOAL ATTEMPTS</b>	27		Nick Corbett vs Molloy (01/24/2020)
	23		Jeffrey Hayden at New York Tech (03/01/2020)
<b>FIELD GOAL PERCENTAGE (min 5 made)</b>	.833	(5-6)	Eric Fleming at Saint Rose (12/19/2019)
	.818	(9-11)	Diego Bernard vs Northwest Mo. St. (N) (11/01/2019)
<b>3 PT FG MADE</b>	6		Tyler Arbuckle at St. Anselm (01/01/2020)
	6		Ryan Roland vs Le Moyne (11/19/2019)
	6		Ryan Hawkins vs Northwest Mo. St. (N) (11/01/2019)
<b>3 PT FG ATTEMPTS</b>	13		Jay'von Jackson vs Felician (11/08/2019)
	12		Elijah Bovell vs Queens (NY) (03/04/2020)
<b>3 PT FG PERCENTAGE (min 2 made)</b>	1.000	(2-2)	Manasseh Small at Saint Rose (12/19/2019)
	1.000	(2-2)	Preston Boswell vs West Liberty (11/16/2019)
<b>FREE THROWS MADE</b>	10		Sekou Sylla at Saint Rose (12/19/2019)
	10		Trevor Hudgins vs Northwest Mo. St. (N) (11/01/2019)
<b>FREE THROW ATTEMPTS</b>	12		Amari Lee vs Roberts Wesleyan (12/07/2019)
	11		Sekou Sylla at Saint Rose (12/19/2019)
<b>FREE THROW PERCENTAGE (min 3 made)</b>	1.000	(10-10)	Trevor Hudgins vs Northwest Mo. St. (N) (11/01/2019)
	1.000	(7-7)	Nick Corbett at Molloy (02/28/2020)
	1.000	(6-6)	Osbel Caraballo vs St. Thomas Aquinas (N) (03/07/2020)
	1.000	(6-6)	Curtis Thompson vs Nyack (11/09/2019)
	1.000	(6-6)	Will Eames vs Missouri Western (N) (11/02/2019)
	1.000	(5-5)	Owen Chose at Stonehill (01/04/2020)
	1.000	(4-4)	Jordan Fuchs at New York Tech (03/01/2020)
	1.000	(4-4)	Dwayne Henry Jr. at Queens (NY) (02/09/2020)
	1.000	(4-4)	Travis Robinson-Morgan at Bridgeport (02/07/2020)
	1.000	(4-4)	Tyler Washington at Saint Rose (12/19/2019)
	1.000	(4-4)	Korey Lee at Mercy (12/13/2019)
	1.000	(4-4)	Malik McKinney vs West Liberty (11/16/2019)
	1.000	(4-4)	MiyKah McIntosh vs Mercyhurst (11/14/2019)
	1.000	(3-3)	Kevin Buron at Queens (NY) (02/09/2020)
	1.000	(3-3)	Reggie Clark at Roberts Wesleyan (02/01/2020)
	1.000	(3-3)	Armon Nasser at Roberts Wesleyan (02/01/2020)
	1.000	(3-3)	Brandon Starr at USciences (11/30/2019)
	1.000	(3-3)	Trystan Pratapas vs Mercyhurst (11/14/2019)
<b>REBOUNDS</b>	15		Pano Pavlidis vs Molloy (01/24/2020)
	14		Sekou Sylla at Saint Rose (12/19/2019)
<b>ASSISTS</b>	9		Lamont Williams Jr. vs Mercy (02/16/2020)
	8		Demetre Roberts vs St. Thomas Aquinas (N) (03/07/2020)
	8		Marcus Saint-Furcy at New York Tech (03/01/2020)
<b>STEALS</b>	7		Bakary Camara at Bridgeport (02/07/2020)
	4		Tim Dawson at New York Tech (03/01/2020)
	4		Zachary Olukanni vs Dist. Columbia (02/21/2020)
	4		Jeffrey Hayden vs New York Tech (01/26/2020)
	4		Jermaine Head vs Wilmington (DE) (11/23/2019)
	4		Preston Boswell vs West Liberty (11/16/2019)
	4		Junior Graham vs Nyack (11/09/2019)
<b>BLOCKED SHOTS</b>	4		Shane Fanning at Roberts Wesleyan (02/01/2020)
	4		Consolo Adams at Dist. Columbia (01/19/2020)



2019-20 Daemen Men's Basketball  
Player Highs Analysis  
All games

Page 4/4  
as of Jan 28, 2021

Opponent - Individual Game Highs

TURNOVERS	6	Jeffrey Hayden at New York Tech (03/01/2020)
	6	Nick Corbett vs Molloy (01/24/2020)
	6	Thomas Jackson III at Saint Michael's (01/02/2020)
	6	Demetre Roberts at St. Thomas Aquinas (12/15/2019)
	6	Tyrell Carroll vs Missouri Western (N) (11/02/2019)
FOULS	5	Consolo Adams vs Dist. Columbia (02/21/2020)
	5	Kenneth Stancell vs Dist. Columbia (02/21/2020)
	5	Aaren Smith vs Dist. Columbia (02/21/2020)
	5	Aaren Smith at Dist. Columbia (01/19/2020)
	5	Michael Wearne at Saint Rose (12/19/2019)
	5	Demani Smith vs Roberts Wesleyan (12/07/2019)
	5	Jay'von Jackson vs Felician (11/08/2019)
	5	Jaron Thames vs Missouri Western (N) (11/02/2019)
	5	Will Eames vs Missouri Western (N) (11/02/2019)





# 2019-20 Daemen Men's Basketball Opponents Game-by-Game All games

Page 1/1  
as of Jan 28, 2021

				Total		3-Pointers		Free throws		Rebounds											
Opponent	Date	Score		FG-FGA	PCT	3FG-FGA	PCT	FT-FTA	PCT	OFF	DEF	TOT	AVG	PF	A	TO	BLK	STL	PTS	AVG	
vs Northwest Mo. St.	11/01/2019	65-85	L	30-53	.566	11-25	.440	14-15	.933	6	19	25	25.0	16	16	7	1	9	85	85.0	
vs Missouri Western	11/02/2019	68-64	W	22-55	.400	6-28	.214	14-18	.778	11	18	29	27.0	23	5	19	4	8	64	74.5	
Felician	11/08/2019	95-80	W	29-84	.345	9-34	.265	13-14	.929	16	24	40	31.3	19	11	13	1	11	80	76.3	
Nyack	11/09/2019	80-74	W	26-68	.382	9-27	.333	13-17	.765	10	23	33	31.8	21	11	9	3	12	74	75.8	
Mercyhurst	11/14/2019	67-65	W	24-47	.511	6-20	.300	11-13	.846	8	17	25	30.4	21	13	19	0	8	65	73.6	
West Liberty	11/16/2019	98-83	W	31-76	.408	8-26	.308	13-19	.684	14	20	34	31.0	23	11	19	3	13	83	75.2	
Le Moyne	11/19/2019	89-79	W	26-58	.448	16-33	.485	11-17	.647	7	25	32	31.1	15	12	15	3	4	79	75.7	
Wilmington (DE)	11/23/2019	83-81	W	32-64	.500	15-28	.536	2-7	.286	7	29	36	31.8	20	16	15	4	7	81	76.4	
at USciences	11/30/2019	83-57	W	19-50	.380	6-19	.316	13-16	.813	7	25	32	31.8	13	11	19	3	5	57	74.2	
Salem (WV)	12/04/2019	89-59	W	24-58	.414	9-32	.281	2-7	.286	5	21	26	31.2	14	12	23	3	10	59	72.7	
Roberts Wesleyan	12/07/2019	96-70	W	24-54	.444	7-21	.333	15-24	.625	5	22	27	30.8	21	7	13	2	3	70	72.5	
at Mercy	12/13/2019	103-59	W	20-62	.323	4-20	.200	15-20	.750	6	26	32	30.9	14	4	11	2	4	59	71.3	
at St. Thomas Aquinas	12/15/2019	80-87	L	28-55	.509	6-16	.375	25-32	.781	9	29	38	31.5	20	12	15	1	2	87	72.5	
at Saint Rose	12/19/2019	96-88	W	31-57	.544	5-14	.357	21-26	.808	13	19	32	31.5	23	11	23	1	8	88	73.6	
at St. Anselm	01/01/2020	59-87	L	31-68	.456	13-29	.448	12-19	.632	12	29	41	32.1	17	24	8	3	9	87	74.5	
at Saint Michael's	01/02/2020	72-68	W	28-59	.475	6-24	.250	6-10	.600	13	27	40	32.6	19	14	23	3	8	68	74.1	
at Stonehill	01/04/2020	76-82	L	28-57	.491	14-27	.519	12-14	.857	7	20	27	32.3	17	18	11	4	6	82	74.6	
Queens (NY)	01/10/2020	65-57	W	24-62	.387	4-26	.154	5-8	.625	9	27	36	32.5	14	8	13	0	5	57	73.6	
Bridgeport	01/12/2020	64-67	L	27-72	.375	5-24	.208	8-11	.727	13	26	39	32.8	17	12	8	5	8	67	73.3	
at Dist. Columbia	01/19/2020	65-61	W	25-60	.417	6-21	.286	5-10	.500	6	27	33	32.9	16	19	15	9	9	61	72.7	
Molloy	01/24/2020	91-83	W	34-76	.447	11-28	.393	4-7	.571	12	34	46	33.5	24	16	18	3	4	83	73.1	
New York Tech	01/26/2020	92-57	W	24-60	.400	4-16	.250	5-8	.625	7	22	29	33.3	16	8	21	1	9	57	72.4	
at Roberts Wesleyan	02/01/2020	93-73	W	26-57	.456	8-25	.320	13-15	.867	3	27	30	33.1	19	10	17	8	4	73	72.4	
at Bridgeport	02/07/2020	74-83	L	32-68	.471	7-24	.292	12-16	.750	12	19	31	33.0	16	15	11	0	19	83	72.9	
at Queens (NY)	02/09/2020	84-74	W	26-67	.388	13-30	.433	9-11	.818	10	17	27	32.8	16	14	7	2	7	74	72.9	
St. Thomas Aquinas	02/14/2020	81-77	W	30-66	.455	8-21	.381	9-13	.692	11	19	30	32.7	19	16	13	0	7	77	73.1	
Mercy	02/16/2020	96-79	W	33-66	.500	9-28	.321	4-6	.667	8	23	31	32.6	14	21	12	3	5	79	73.3	
Dist. Columbia	02/21/2020	93-90	Wot	32-67	.478	13-31	.419	13-16	.813	14	25	39	32.9	28	14	19	1	9	90	73.9	
at Molloy	02/28/2020	92-78	W	29-78	.372	8-24	.333	12-17	.706	18	23	41	33.1	21	11	20	0	8	78	74.0	
at New York Tech	03/01/2020	82-85	Lot	33-66	.500	9-23	.391	10-16	.625	8	27	35	33.2	17	22	17	5	7	85	74.4	
Queens (NY)	03/04/2020	90-76	W	28-60	.467	9-24	.375	11-17	.647	7	23	30	33.1	14	11	10	3	3	76	74.5	
vs St. Thomas Aquinas	03/07/2020	78-91	L	36-60	.600	8-16	.500	11-13	.846	6	20	26	32.9	20	25	12	1	8	91	75.0	
Total		2399		892-2010	.444	272-784	.347	343-472	.727	300	752	1052	32.9	587	430	475	82	239	2399	75.0	
Daemen		2639		944-1956	.483	308-798	.386	443-590	.751	330	859	1189	37.2	504	480	488	115	224	2639	82.5	

## Opponents Averages

Games Played	Points/game	FG Pct	3FG Pct	FT Pct	Rebounds/game	Assists/game	Turnovers/game	Assist/Turnover ratio	Steals/game	Blocks/game
32	75.0	44.4	34.7	72.7	32.9	13.4	14.8	0.9	7.5	2.6



2019-20 Daemen Men's Basketball  
Category Leaders  
All games

Page 1/3  
as of Jan 28, 2021

### Points

##	Player	G	Pts	Pts/G
22	Sischo, Andrew	31	773	24.9
44	Redband, Jeff	32	409	12.8
23	Wallace, Joey	31	377	12.2
2	Harris, Breon	28	360	12.9
5	Sarkis, Jay	30	263	8.8
12	Harris, Kyle	32	140	4.4
3	Holt, Tajmin	32	87	2.7
15	Slack, Keith	12	75	6.3
25	Bradley, Ryan	20	45	2.3
34	Luke, Chris	27	30	1.1
10	Williams, Donte'	13	29	2.2
20	Salzberg, Ryan	23	28	1.2
24	Basden, Ziv	14	14	1.0
14	Hines, Da'Shawn	12	5	0.4
4	Duah, Jeffrey	11	4	0.4

### Scoring Average

##	Player	G	Pts	Pts/G
22	Sischo, Andrew	31	773	24.9
2	Harris, Breon	28	360	12.9
44	Redband, Jeff	32	409	12.8
23	Wallace, Joey	31	377	12.2
5	Sarkis, Jay	30	263	8.8
15	Slack, Keith	12	75	6.3
12	Harris, Kyle	32	140	4.4
3	Holt, Tajmin	32	87	2.7
25	Bradley, Ryan	20	45	2.3
10	Williams, Donte'	13	29	2.2
20	Salzberg, Ryan	23	28	1.2
34	Luke, Chris	27	30	1.1
24	Basden, Ziv	14	14	1.0
14	Hines, Da'Shawn	12	5	0.4
4	Duah, Jeffrey	11	4	0.4

### Field Goal Percentage

##	Player	FG	Att	Pct
14	Hines, Da'Shawn	2	2	1.000
22	Sischo, Andrew	298	462	.645
24	Basden, Ziv	7	11	.636
34	Luke, Chris	14	24	.583
20	Salzberg, Ryan	10	18	.556
10	Williams, Donte'	12	22	.545
44	Redband, Jeff	126	281	.448
15	Slack, Keith	25	56	.446
23	Wallace, Joey	128	290	.441
25	Bradley, Ryan	20	46	.435
12	Harris, Kyle	49	114	.430
5	Sarkis, Jay	92	225	.409
2	Harris, Breon	124	306	.405
3	Holt, Tajmin	36	94	.383
4	Duah, Jeffrey	1	5	.200

### Field Goal Attempts

##	Player	G	Att	Att/G
22	Sischo, Andrew	31	462	14.9
2	Harris, Breon	28	306	10.9
23	Wallace, Joey	31	290	9.4
44	Redband, Jeff	32	281	8.8
5	Sarkis, Jay	30	225	7.5

### Field Goals Made

##	Player	G	Made	Made/G
22	Sischo, Andrew	31	298	9.6
23	Wallace, Joey	31	128	4.1
44	Redband, Jeff	32	126	3.9
2	Harris, Breon	28	124	4.4
5	Sarkis, Jay	30	92	3.1



**2019-20 Daemen Men's Basketball**  
**Category Leaders**  
**All games**

Page 2/3  
as of Jan 28, 2021

### 3-Point FG Percentage

##	Player	3FG	Att	Pct
14	Hines, Da'Shawn	1	1	1.000
20	Salzberg, Ryan	6	12	.500
44	Redband, Jeff	100	223	.448
22	Sischo, Andrew	13	29	.448
10	Williams, Donte'	5	12	.417
15	Slack, Keith	17	41	.415
12	Harris, Kyle	27	71	.380
5	Sarkis, Jay	53	140	.379
2	Harris, Breon	48	132	.364
23	Wallace, Joey	28	91	.308
3	Holt, Tajmin	9	33	.273
25	Bradley, Ryan	1	12	.083

### 3-Point FG Attempts

##	Player	G	Att	Att/G
44	Redband, Jeff	32	223	7.0
5	Sarkis, Jay	30	140	4.7
2	Harris, Breon	28	132	4.7
23	Wallace, Joey	31	91	2.9
12	Harris, Kyle	32	71	2.2

### 3-Point FG Made

##	Player	G	Made	Made/G
44	Redband, Jeff	32	100	3.1
5	Sarkis, Jay	30	53	1.8
2	Harris, Breon	28	48	1.7
23	Wallace, Joey	31	28	0.9
12	Harris, Kyle	32	27	0.8

### Free Throw Percentage

##	Player	Made	Att	Pct
15	Slack, Keith	8	8	1.000
44	Redband, Jeff	57	61	.934
12	Harris, Kyle	15	18	.833
2	Harris, Breon	64	79	.810
22	Sischo, Andrew	164	222	.739
23	Wallace, Joey	93	130	.715
20	Salzberg, Ryan	2	3	.667
34	Luke, Chris	2	3	.667
5	Sarkis, Jay	26	43	.605
3	Holt, Tajmin	6	11	.545
25	Bradley, Ryan	4	8	.500
4	Duah, Jeffrey	2	4	.500

### Free Throw Attempts

##	Player	G	Att	Att/G
22	Sischo, Andrew	31	222	7.2
23	Wallace, Joey	31	130	4.2
2	Harris, Breon	28	79	2.8
44	Redband, Jeff	32	61	1.9
5	Sarkis, Jay	30	43	1.4

### Free Throws Made

##	Player	G	Made	Made/G
22	Sischo, Andrew	31	164	5.3
23	Wallace, Joey	31	93	3.0
2	Harris, Breon	28	64	2.3
44	Redband, Jeff	32	57	1.8
5	Sarkis, Jay	30	26	0.9

### Rebounds

##	Player	G	Reb	Reb/G
22	Sischo, Andrew	31	362	11.7
23	Wallace, Joey	31	200	6.5
44	Redband, Jeff	32	118	3.7
2	Harris, Breon	28	113	4.0
12	Harris, Kyle	32	89	2.8

### Assists

##	Player	G	Ast	Ast/G
23	Wallace, Joey	31	121	3.9
5	Sarkis, Jay	30	92	3.1
2	Harris, Breon	28	76	2.7
22	Sischo, Andrew	31	49	1.6
44	Redband, Jeff	32	44	1.4

### Rebounds Average

##	Player	G	Reb	Reb/G
22	Sischo, Andrew	31	362	11.7
23	Wallace, Joey	31	200	6.5
2	Harris, Breon	28	113	4.0
44	Redband, Jeff	32	118	3.7
12	Harris, Kyle	32	89	2.8

### Steals

##	Player	G	Stl	Stl/G
2	Harris, Breon	28	59	2.1
23	Wallace, Joey	31	36	1.2
44	Redband, Jeff	32	31	1.0
22	Sischo, Andrew	31	27	0.9
5	Sarkis, Jay	30	27	0.9



2019-20 Daemen Men's Basketball  
Category Leaders  
All games

Page 3/3  
as of Jan 28, 2021

#### Offensive Rebounds

##	Player	G	OReb	OReb/G
22	Sischo, Andrew	31	138	4.5
23	Wallace, Joey	31	49	1.6
2	Harris, Breon	28	21	0.8
44	Redband, Jeff	32	21	0.7
3	Holt, Tajmin	32	14	0.4

#### Blocked Shots

##	Player	G	Blk	Blk/G
22	Sischo, Andrew	31	35	1.1
44	Redband, Jeff	32	34	1.1
3	Holt, Tajmin	32	13	0.4
23	Wallace, Joey	31	9	0.3
25	Bradley, Ryan	20	9	0.5

#### Defensive Rebounds

##	Player	G	DReb	DReb/G
22	Sischo, Andrew	31	224	7.2
23	Wallace, Joey	31	151	4.9
44	Redband, Jeff	32	97	3.0
2	Harris, Breon	28	92	3.3
12	Harris, Kyle	32	76	2.4

#### Minutes

##	Player	G	Min	Min/G
22	Sischo, Andrew	31	1054	34:00
44	Redband, Jeff	32	1032	32:15
5	Sarkis, Jay	30	991	33:02
23	Wallace, Joey	31	953	30:45
2	Harris, Breon	28	839	29:57

#### Fouls

##	Player	G	PF	PF/G
22	Sischo, Andrew	31	100	3.2
23	Wallace, Joey	31	81	2.6
2	Harris, Breon	28	73	2.6
12	Harris, Kyle	32	57	1.8
44	Redband, Jeff	32	50	1.6

#### Turnovers

##	Player	G	TO	TO/G
22	Sischo, Andrew	31	102	3.3
23	Wallace, Joey	31	85	2.7
2	Harris, Breon	28	79	2.8
5	Sarkis, Jay	30	68	2.3
44	Redband, Jeff	32	47	1.5

#### Foul Outs

##	Player	G	FO
22	Sischo, Andrew	31	1
2	Harris, Breon	28	1
23	Wallace, Joey	31	1
12	Harris, Kyle	32	1





# 2019-20 Daemen Men's Basketball Team Game-by-Game All games

Page 1/1  
as of Jan 28, 2021

				Total		3-Pointers		Free throws		Rebounds											
Opponent	Date	Score		FG-FGA	PCT	3FG-FGA	PCT	FT-FTA	PCT	OFF	DEF	TOT	AVG	PF	A	TO	BLK	STL	PTS	AVG	
vs Northwest Mo. St.	11/01/2019	65-85	L	21-45	.467	7-23	.304	16-23	.696	8	18	26	26.0	18	12	16	1	3	65	65.0	
vs Missouri Western	11/02/2019	68-64	W	23-50	.460	10-23	.435	12-14	.857	10	23	33	29.5	20	11	23	1	5	68	66.5	
Felician	11/08/2019	95-80	W	37-64	.578	9-23	.391	12-19	.632	7	40	47	35.3	15	18	18	6	6	95	76.0	
Nyack	11/09/2019	80-74	W	27-61	.443	11-28	.393	15-18	.833	12	33	45	37.8	17	15	16	7	2	80	77.0	
Mercyhurst	11/14/2019	67-65	W	23-50	.460	5-21	.238	16-23	.696	13	16	29	36.0	15	7	17	0	5	67	75.0	
West Liberty	11/16/2019	98-83	W	36-66	.545	12-29	.414	14-19	.737	13	33	46	37.7	19	18	25	7	9	98	78.8	
Le Moyne	11/19/2019	89-79	W	34-71	.479	10-31	.323	11-11	1.000	12	26	38	37.7	15	15	11	2	7	89	80.3	
Wilmington (DE)	11/23/2019	83-81	W	27-64	.422	10-27	.370	19-26	.731	14	27	41	38.1	13	14	14	3	8	83	80.6	
at USciences	11/30/2019	83-57	W	31-74	.419	14-35	.400	7-11	.636	21	24	45	38.9	19	17	9	5	11	83	80.9	
Salem (WV)	12/04/2019	89-59	W	37-73	.507	12-33	.364	3-7	.429	16	32	48	39.8	11	24	20	5	10	89	81.7	
Roberts Wesleyan	12/07/2019	96-70	W	34-62	.548	8-23	.348	20-23	.870	9	28	37	39.5	20	13	10	4	6	96	83.0	
at Mercy	12/13/2019	103-59	W	40-73	.548	14-30	.467	9-13	.692	11	40	51	40.5	18	17	10	4	8	103	84.7	
at St. Thomas Aquinas	12/15/2019	80-87	L	27-59	.458	9-24	.375	17-22	.773	6	23	29	39.6	26	8	13	2	4	80	84.3	
at Saint Rose	12/19/2019	96-88	W	34-56	.607	8-20	.400	20-27	.741	7	15	22	38.4	21	21	16	1	12	96	85.1	
at St. Anselm	01/01/2020	59-87	L	21-56	.375	6-19	.316	11-18	.611	9	29	38	38.3	17	9	16	6	2	59	83.4	
at Saint Michael's	01/02/2020	72-68	W	26-57	.456	7-22	.318	13-18	.722	6	16	22	37.3	10	11	13	3	11	72	82.7	
at Stonehill	01/04/2020	76-82	L	28-53	.528	9-22	.409	11-16	.688	9	23	32	37.0	14	7	16	3	8	76	82.3	
Queens (NY)	01/10/2020	65-57	W	24-55	.436	9-25	.360	8-11	.727	7	30	37	37.0	12	11	14	3	2	65	81.3	
Bridgeport	01/12/2020	64-67	L	24-61	.393	4-17	.235	12-17	.706	13	34	47	37.5	16	10	18	5	4	64	80.4	
at Dist. Columbia	01/19/2020	65-61	W	23-61	.377	6-19	.316	13-17	.765	14	32	46	38.0	13	11	19	2	6	65	79.7	
Molloy	01/24/2020	91-83	W	25-62	.403	11-25	.440	30-37	.811	6	30	36	37.9	10	12	9	5	8	91	80.2	
New York Tech	01/26/2020	92-57	W	33-65	.508	11-22	.500	15-16	.938	8	30	38	37.9	15	20	14	1	12	92	80.7	
at Roberts Wesleyan	02/01/2020	93-73	W	31-69	.449	15-33	.455	16-21	.762	11	26	37	37.8	15	21	9	4	10	93	81.3	
at Bridgeport	02/07/2020	74-83	L	25-52	.481	13-27	.481	11-11	1.000	8	25	33	37.6	17	18	26	2	5	74	81.0	
at Queens (NY)	02/09/2020	84-74	W	31-58	.534	10-22	.455	12-13	.923	8	27	35	37.5	11	17	12	4	5	84	81.1	
St. Thomas Aquinas	02/14/2020	81-77	W	29-51	.569	12-30	.400	11-15	.733	5	27	32	37.3	17	15	21	4	4	81	81.1	
Mercy	02/16/2020	96-79	W	37-70	.529	16-36	.444	6-10	.600	11	26	37	37.3	11	21	8	1	7	96	81.6	
Dist. Columbia	02/21/2020	93-90	Wot	29-60	.483	12-26	.462	23-34	.676	11	22	33	37.1	16	18	13	4	12	93	82.0	
at Molloy	02/28/2020	92-78	W	32-61	.525	7-23	.304	21-25	.840	8	33	41	37.3	17	15	23	8	15	92	82.4	
at New York Tech	03/01/2020	82-85	Lot	33-72	.458	7-21	.333	9-16	.563	13	26	39	37.3	19	20	16	3	10	82	82.4	
Queens (NY)	03/04/2020	90-76	W	34-69	.493	7-17	.412	15-18	.833	12	25	37	37.3	12	16	5	5	3	90	82.6	
vs St. Thomas Aquinas	03/07/2020	78-91	L	28-56	.500	7-22	.318	15-21	.714	12	20	32	37.2	15	18	18	4	4	78	82.5	
Total		2639		944-1956	.483	308-798	.386	443-590	.751	330	859	1189	37.2	504	480	488	115	224	2639	82.5	
Opponents		2399		892-2010	.444	272-784	.347	343-472	.727	300	752	1052	32.9	587	430	475	82	239	2399	75.0	

## Daemen Averages

Games Played	Points/game	FG Pct	3FG Pct	FT Pct	Rebounds/game	Assists/game	Turnovers/game	Assist/Turnover ratio	Steals/game	Blocks/game
32	82.5	48.3	38.6	75.1	37.2	15.0	15.3	1.0	7.0	3.6



**2020-21 Daemen Men's Basketball  
Individual Career Summaries  
All games**

Page 1/6  
as of Jan 28, 2021

**ATKINS, Joey**

				Field Goals		3-Point		F-Throws		Rebounds									Scoring	
SEASON	TEAM	GP-GS	MIN/AVG	FG-FGA	FG%	3FG-FGA	3FG%	FT-FTA	FT%	OFF	DEF	TOT	AVG	PF-FO	AST	TO	BLK	STL	PTS	AVG
2018-19	Jeff	15-0	71/4.7	8-21	.381	1-2	.500	5-10	.500	2	8	10	0.7	12-0	0	8	5	4	22	1.5
<b>TOTAL FOR Daemen</b>		<b>0-0</b>	<b>0/0.0</b>	<b>0-0</b>	<b>.000</b>	<b>0-0</b>	<b>.000</b>	<b>0-0</b>	<b>.000</b>	<b>0</b>	<b>0</b>	<b>0</b>	<b>0.0</b>	<b>0-0</b>	<b>0</b>	<b>0</b>	<b>0</b>	<b>0</b>	<b>0</b>	<b>0.0</b>
<b>TOTAL</b>		<b>15-0</b>	<b>71/4.7</b>	<b>8-21</b>	<b>.381</b>	<b>1-2</b>	<b>.500</b>	<b>5-10</b>	<b>.500</b>	<b>2</b>	<b>8</b>	<b>10</b>	<b>0.7</b>	<b>12-0</b>	<b>0</b>	<b>8</b>	<b>5</b>	<b>4</b>	<b>22</b>	<b>1.5</b>

**Single Game Highs**

Statistic	Value	
Points	10	vs Caldwell 01/21/19
Rebounds	3	at Concordia (NY) 02/16/19
Steals	2	vs Caldwell 01/21/19
Blocks	2	at Holy Family 03/02/19
FG Made	3	vs Caldwell 01/21/19
FG Attempts	7	vs Caldwell 01/21/19
3FG Made	1	at Nyack 01/26/19
3FG Attempts	1	at Nyack 01/26/19, vs Caldwell 01/21/19
FT Made	4	vs Caldwell 01/21/19
FT Attempts	5	vs Caldwell 01/21/19

**BASDEN, Ziv**

				Field Goals		3-Point		F-Throws		Rebounds									Scoring	
SEASON	TEAM	GP-GS	MIN/AVG	FG-FGA	FG%	3FG-FGA	3FG%	FT-FTA	FT%	OFF	DEF	TOT	AVG	PF-FO	AST	TO	BLK	STL	PTS	AVG
2018-19	Daemen	16-0	53/3.3	14-18	.778	0-1	.000	6-11	.545	10	14	24	1.5	7-0	1	5	0	2	34	2.1
2019-20	Daemen	14-0	25/1.8	7-11	.636	0-1	.000	0-0	.000	3	3	6	0.4	6-0	2	2	1	0	14	1.0
<b>TOTAL</b>		<b>30-0</b>	<b>78/2.6</b>	<b>21-29</b>	<b>.724</b>	<b>0-2</b>	<b>.000</b>	<b>6-11</b>	<b>.545</b>	<b>13</b>	<b>17</b>	<b>30</b>	<b>1.0</b>	<b>13-0</b>	<b>3</b>	<b>7</b>	<b>1</b>	<b>2</b>	<b>48</b>	<b>1.6</b>

**Single Game Highs**

Statistic	Value	
Points	13	at LIU Post 12/14/18
Rebounds	9	at LIU Post 12/14/18
Assists	1	at LIU Post 12/14/18, vs Roberts Wesleyan 12/07/19, at Mercy 12/13/19
Steals	1	vs LIU Post 02/15/19, at LIU Post 12/14/18
Blocks	1	vs Roberts Wesleyan 12/07/19
FG Made	5	at LIU Post 12/14/18
FG Attempts	7	at LIU Post 12/14/18
3FG Attempts	1	at LIU Post 12/14/18, at Mercy 12/13/19
FT Made	3	at LIU Post 12/14/18
FT Attempts	4	at LIU Post 12/14/18



**2020-21 Daemen Men's Basketball  
Individual Career Summaries  
All games**

Page 2/6  
as of Jan 28, 2021

**BOOK, Trevor**

				Field Goals		3-Point		F-Throws		Rebounds									Scoring	
SEASON	TEAM	GP-GS	MIN/AVG	FG-FGA	FG%	3FG-FGA	3FG%	FT-FTA	FT%	OFF	DEF	TOT	AVG	PF-FO	AST	TO	BLK	STL	PTS	AVG
2018-19	Daemen	20-0	112/5.6	18-35	.514	6-14	.429	8-10	.800	7	14	21	1.1	8-0	8	1	1	5	50	2.5
<b>TOTAL</b>		<b>20-0</b>	<b>112/5.6</b>	<b>18-35</b>	<b>.514</b>	<b>6-14</b>	<b>.429</b>	<b>8-10</b>	<b>.800</b>	<b>7</b>	<b>14</b>	<b>21</b>	<b>1.1</b>	<b>8-0</b>	<b>8</b>	<b>1</b>	<b>1</b>	<b>5</b>	<b>50</b>	<b>2.5</b>

**Single Game Highs**

Statistic	Value	
Points	13	vs LIU Post 02/15/19
Rebounds	5	at New York Tech 12/16/18
Assists	4	at LIU Post 12/14/18
Steals	2	vs LIU Post 02/15/19
Blocks	1	at LIU Post 12/14/18
FG Made	5	vs LIU Post 02/15/19
FG Attempts	9	vs LIU Post 02/15/19
3FG Made	2	vs LIU Post 02/15/19, vs Dist. Columbia 01/27/19
3FG Attempts	4	vs LIU Post 02/15/19
FT Made	2	at Queens (NY) 02/10/19, vs Lake Erie 11/26/18, at New York Tech 12/16/18
FT Attempts	3	vs Lake Erie 11/26/18

**BRADLEY, Ryan**

				Field Goals		3-Point		F-Throws		Rebounds									Scoring	
SEASON	TEAM	GP-GS	MIN/AVG	FG-FGA	FG%	3FG-FGA	3FG%	FT-FTA	FT%	OFF	DEF	TOT	AVG	PF-FO	AST	TO	BLK	STL	PTS	AVG
2018-19	Daemen	1-0	2/2.0	0-0	.000	0-0	.000	0-0	.000	0	0	0	0.0	0-0	0	0	0	0	0	0.0
2019-20	Daemen	20-0	182/9.1	20-46	.435	1-12	.083	4-8	.500	11	25	36	1.8	31-0	10	18	9	8	45	2.3
<b>TOTAL</b>		<b>21-0</b>	<b>184/8.8</b>	<b>20-46</b>	<b>.435</b>	<b>1-12</b>	<b>.083</b>	<b>4-8</b>	<b>.500</b>	<b>11</b>	<b>25</b>	<b>36</b>	<b>1.7</b>	<b>31-0</b>	<b>10</b>	<b>18</b>	<b>9</b>	<b>8</b>	<b>45</b>	<b>2.1</b>

**Single Game Highs**

Statistic	Value	
Points	9	vs Le Moyne 11/19/19
Rebounds	5	vs Le Moyne 11/19/19, at USciences 11/30/19
Assists	2	at Molloy 02/28/20, vs Le Moyne 11/19/19, vs Roberts Wesleyan 12/07/19
Steals	1	8 times
Blocks	2	vs West Liberty 11/16/19, vs St. Thomas Aquinas 03/07/20
FG Made	3	vs Le Moyne 11/19/19, vs Wilmington (DE) 11/23/19, at Saint Rose 12/19/19
FG Attempts	6	vs Salem (WV) 12/04/19
3FG Made	1	at Mercy 12/13/19
3FG Attempts	2	4 times
FT Made	3	vs Le Moyne 11/19/19
FT Attempts	3	vs Le Moyne 11/19/19



**2020-21 Daemen Men's Basketball  
Individual Career Summaries  
All games**

Page 3/6  
as of Jan 28, 2021

**FASOYIRO, Sean**

SEASON	TEAM	GP-GS	MIN/AVG	Field Goals		3-Point		F-Throws		Rebounds									Scoring	
				FG-FGA	FG%	3FG-FGA	3FG%	FT-FTA	FT%	OFF	DEF	TOT	AVG	PF-FO	AST	TO	BLK	STL	PTS	AVG
2017-18	FPU	24-0	197/8.2	19-48	.396	5-22	.227	10-19	.526	10	36	46	1.9	20-0	8	15	3	5	53	2.2
2018-19	FPU	29-7	508/17.5	71-167	.425	18-67	.269	62-82	.756	32	97	129	4.4	56-0	29	42	5	24	222	7.7
2019-20	FPU	28-8	610/21.8	79-173	.457	24-64	.375	37-53	.698	40	99	139	5.0	48-0	35	44	10	20	219	7.8
<b>TOTAL FOR Daemen</b>		<b>0-0</b>	<b>0/0.0</b>	<b>0-0</b>	<b>.000</b>	<b>0-0</b>	<b>.000</b>	<b>0-0</b>	<b>.000</b>	<b>0</b>	<b>0</b>	<b>0</b>	<b>0.0</b>	<b>0-0</b>	<b>0</b>	<b>0</b>	<b>0</b>	<b>0</b>	<b>0</b>	<b>0.0</b>
<b>TOTAL</b>		<b>81-15</b>	<b>1315/16.2</b>	<b>169-388</b>	<b>.436</b>	<b>47-153</b>	<b>.307</b>	<b>109-154</b>	<b>.708</b>	<b>82</b>	<b>232</b>	<b>314</b>	<b>3.9</b>	<b>124-0</b>	<b>72</b>	<b>101</b>	<b>18</b>	<b>49</b>	<b>494</b>	<b>6.1</b>

**Single Game Highs**

Statistic	Value	
Points	22	vs Saint Rose 12/08/18
Rebounds	11	at Merrimack 12/05/18
Assists	5	at Caldwell 11/14/18
Steals	4	at Caldwell 11/14/18
Blocks	2	4 times
FG Made	6	vs Saint Rose 12/08/18, at Southern Conn. St. 01/23/19, vs Adelphi 01/25/20
FG Attempts	11	vs Saint Rose 12/08/18
3FG Made	3	at LIU Post 11/17/18, vs Adelphi 01/25/20
3FG Attempts	5	7 times
FT Made	8	vs Saint Rose 12/08/18
FT Attempts	9	vs Saint Rose 12/08/18

**HARRIS, Kyle**

SEASON	TEAM	GP-GS	MIN/AVG	Field Goals		3-Point		F-Throws		Rebounds									Scoring	
				FG-FGA	FG%	3FG-FGA	3FG%	FT-FTA	FT%	OFF	DEF	TOT	AVG	PF-FO	AST	TO	BLK	STL	PTS	AVG
2019-20	Daemen	32-9	567/17.7	49-114	.430	27-71	.380	15-18	.833	13	76	89	2.8	57-1	31	30	5	9	140	4.4
<b>TOTAL</b>		<b>32-9</b>	<b>567/17.7</b>	<b>49-114</b>	<b>.430</b>	<b>27-71</b>	<b>.380</b>	<b>15-18</b>	<b>.833</b>	<b>13</b>	<b>76</b>	<b>89</b>	<b>2.8</b>	<b>57-1</b>	<b>31</b>	<b>30</b>	<b>5</b>	<b>9</b>	<b>140</b>	<b>4.4</b>

**Single Game Highs**

Statistic	Value	
Points	14	vs Salem (WV) 12/04/19
Rebounds	8	vs New York Tech 01/26/20
Assists	5	at Saint Rose 12/19/19
Steals	2	at Molloy 02/28/20, at Roberts Wesleyan 02/01/20
Blocks	1	5 times
FG Made	5	vs Missouri Western 11/02/19, vs Mercyhurst 11/14/19, vs Salem (WV) 12/04/19
FG Attempts	9	vs Missouri Western 11/02/19
3FG Made	4	vs Salem (WV) 12/04/19
3FG Attempts	6	vs Salem (WV) 12/04/19
FT Made	2	7 times
FT Attempts	4	at St. Anselm 01/01/20





**2020-21 Daemen Men's Basketball  
Individual Career Summaries  
All games**

Page 4/6  
as of Jan 28, 2021

**HINES, Da'shawn**

				Field Goals		3-Point		F-Throws		Rebounds									Scoring	
SEASON	TEAM	GP-GS	MIN/AVG	FG-FGA	FG%	3FG-FGA	3FG%	FT-FTA	FT%	OFF	DEF	TOT	AVG	PF-FO	AST	TO	BLK	STL	PTS	AVG
2017-18	Daemen	11-0	6/0.5	2-4	.500	0-1	.000	1-1	1.000	0	1	1	0.1	1-0	1	1	0	1	5	0.5
2019-20	Daemen	12-0	17/1.4	2-2	1.000	1-1	1.000	0-0	.000	0	0	0	0.0	0-0	2	0	0	1	5	0.4
<b>TOTAL</b>		<b>23-0</b>	<b>23/1.0</b>	<b>4-6</b>	<b>.667</b>	<b>1-2</b>	<b>.500</b>	<b>1-1</b>	<b>1.000</b>	<b>0</b>	<b>1</b>	<b>1</b>	<b>0.0</b>	<b>1-0</b>	<b>3</b>	<b>1</b>	<b>0</b>	<b>2</b>	<b>10</b>	<b>0.4</b>

**Single Game Highs**

Statistic	Value	
Points	5	at Roberts Wesleyan 01/06/18
Rebounds	1	vs Dist. Columbia 01/10/18
Assists	2	at Mercy 12/13/19
Steals	1	at Roberts Wesleyan 01/06/18, at Mercy 12/13/19
FG Made	2	at Roberts Wesleyan 01/06/18
FG Attempts	3	at Roberts Wesleyan 01/06/18
3FG Made	1	vs Roberts Wesleyan 12/07/19
3FG Attempts	1	at New York Tech 02/25/18, vs Roberts Wesleyan 12/07/19
FT Made	1	at Roberts Wesleyan 01/06/18
FT Attempts	1	at Roberts Wesleyan 01/06/18

**HOLT, Tajmin**

				Field Goals		3-Point		F-Throws		Rebounds									Scoring	
SEASON	TEAM	GP-GS	MIN/AVG	FG-FGA	FG%	3FG-FGA	3FG%	FT-FTA	FT%	OFF	DEF	TOT	AVG	PF-FO	AST	TO	BLK	STL	PTS	AVG
2017-18	Daemen	4-0	4/1.0	0-0	.000	0-0	.000	0-0	.000	0	0	0	0.0	0-0	0	0	0	0	0	0.0
2019-20	Daemen	32-0	314/9.8	36-94	.383	9-33	.273	6-11	.545	14	25	39	1.2	29-0	25	27	13	14	87	2.7
<b>TOTAL</b>		<b>36-0</b>	<b>318/8.8</b>	<b>36-94</b>	<b>.383</b>	<b>9-33</b>	<b>.273</b>	<b>6-11</b>	<b>.545</b>	<b>14</b>	<b>25</b>	<b>39</b>	<b>1.1</b>	<b>29-0</b>	<b>25</b>	<b>27</b>	<b>13</b>	<b>14</b>	<b>87</b>	<b>2.4</b>

**Single Game Highs**

Statistic	Value	
Points	10	at New York Tech 03/01/20
Rebounds	5	at Mercy 12/13/19
Assists	3	at New York Tech 03/01/20, vs Queens (NY) 01/10/20
Steals	3	vs Dist. Columbia 02/21/20, at Saint Rose 12/19/19
Blocks	2	4 times
FG Made	4	at New York Tech 03/01/20, vs Queens (NY) 01/10/20
FG Attempts	11	at New York Tech 03/01/20
3FG Made	1	9 times
3FG Attempts	5	at New York Tech 03/01/20
FT Made	2	at Molloy 02/28/20, at Saint Michael's 01/02/20
FT Attempts	2	at Molloy 02/28/20, at Queens (NY) 02/09/20, at Saint Michael's 01/02/20



**2020-21 Daemen Men's Basketball  
Individual Career Summaries  
All games**

Page 5/6  
as of Jan 28, 2021

**LUKE, Chris**

				Field Goals		3-Point		F-Throws		Rebounds									Scoring	
SEASON	TEAM	GP-GS	MIN/AVG	FG-FGA	FG%	3FG-FGA	3FG%	FT-FTA	FT%	OFF	DEF	TOT	AVG	PF-FO	AST	TO	BLK	STL	PTS	AVG
2019-20	Daemen	27-2	101/3.7	14-24	.583	0-0	.000	2-3	.667	14	18	32	1.2	25-0	2	6	1	1	30	1.1
<b>TOTAL</b>		<b>27-2</b>	<b>101/3.7</b>	<b>14-24</b>	<b>.583</b>	<b>0-0</b>	<b>.000</b>	<b>2-3</b>	<b>.667</b>	<b>14</b>	<b>18</b>	<b>32</b>	<b>1.2</b>	<b>25-0</b>	<b>2</b>	<b>6</b>	<b>1</b>	<b>1</b>	<b>30</b>	<b>1.1</b>

**Single Game Highs**

Statistic	Value	
Points	6	vs New York Tech 01/26/20
Rebounds	11	vs Queens (NY) 01/10/20
Assists	1	vs New York Tech 01/26/20, at Stonehill 01/04/20
Steals	1	at USciences 11/30/19
Blocks	1	at St. Anselm 01/01/20
FG Made	3	vs New York Tech 01/26/20
FG Attempts	5	vs New York Tech 01/26/20, vs Queens (NY) 01/10/20
FT Made	1	vs Mercy 02/16/20, vs Molloy 01/24/20
FT Attempts	2	vs Molloy 01/24/20

**SALZBERG, Ryan**

				Field Goals		3-Point		F-Throws		Rebounds									Scoring	
SEASON	TEAM	GP-GS	MIN/AVG	FG-FGA	FG%	3FG-FGA	3FG%	FT-FTA	FT%	OFF	DEF	TOT	AVG	PF-FO	AST	TO	BLK	STL	PTS	AVG
2019-20	Daemen	23-0	101/4.4	10-18	.556	6-12	.500	2-3	.667	2	7	9	0.4	7-0	6	1	1	6	28	1.2
<b>TOTAL</b>		<b>23-0</b>	<b>101/4.4</b>	<b>10-18</b>	<b>.556</b>	<b>6-12</b>	<b>.500</b>	<b>2-3</b>	<b>.667</b>	<b>2</b>	<b>7</b>	<b>9</b>	<b>0.4</b>	<b>7-0</b>	<b>6</b>	<b>1</b>	<b>1</b>	<b>6</b>	<b>28</b>	<b>1.2</b>

**Single Game Highs**

Statistic	Value	
Points	11	at Mercy 12/13/19
Rebounds	2	vs Salem (WV) 12/04/19, at Mercy 12/13/19
Assists	3	at Saint Rose 12/19/19
Steals	2	vs Le Moyne 11/19/19, vs New York Tech 01/26/20
Blocks	1	at St. Anselm 01/01/20
FG Made	4	at Mercy 12/13/19
FG Attempts	4	at Mercy 12/13/19
3FG Made	3	at Mercy 12/13/19
3FG Attempts	3	at Mercy 12/13/19
FT Made	1	at Roberts Wesleyan 02/01/20, at Saint Rose 12/19/19
FT Attempts	2	at Roberts Wesleyan 02/01/20



**2020-21 Daemen Men's Basketball  
Individual Career Summaries  
All games**

Page 6/6  
as of Jan 28, 2021

**SISCHO, Andrew**

				Field Goals		3-Point		F-Throws		Rebounds									Scoring	
SEASON	TEAM	GP-GS	MIN/AVG	FG-FGA	FG%	3FG-FGA	3FG%	FT-FTA	FT%	OFF	DEF	TOT	AVG	PF-FO	AST	TO	BLK	STL	PTS	AVG
2017-18	Daemen	30-18	706/23.5	195-345	.565	3-17	.176	69-106	.651	89	172	261	8.7	71-0	28	65	25	11	462	15.4
2018-19	Daemen	28-26	832/29.7	229-391	.586	4-8	.500	123-169	.728	106	176	282	10.1	72-0	30	58	28	24	585	20.9
2019-20	Daemen	31-29	1054/34.0	298-462	.645	13-29	.448	164-222	.739	138	224	362	11.7	100-1	49	102	35	27	773	24.9
TOTAL		89-73	2592/29.1	722-1198	.603	20-54	.370	356-497	.716	333	572	905	10.2	243-1	107	225	88	62	1820	20.4

**Single Game Highs**

Statistic	Value	
Points	47	vs Queens (NY) 03/04/20
Rebounds	23	vs Molloy 02/16/18
Assists	5	vs Northwest Mo. St. 11/01/19
Steals	4	at USciences 11/30/19, at Saint Rose 12/19/19
Blocks	5	vs Felician 11/08/19
FG Made	19	vs Queens (NY) 03/04/20
FG Attempts	29	vs Queens (NY) 03/04/20
3FG Made	2	vs Queens (NY) 03/04/20
3FG Attempts	3	at St. Thomas Aquinas 12/15/19, vs Queens (NY) 03/04/20
FT Made	12	vs Molloy 02/16/18
FT Attempts	15	vs Molloy 02/16/18